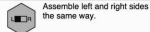
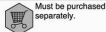
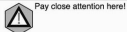
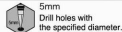
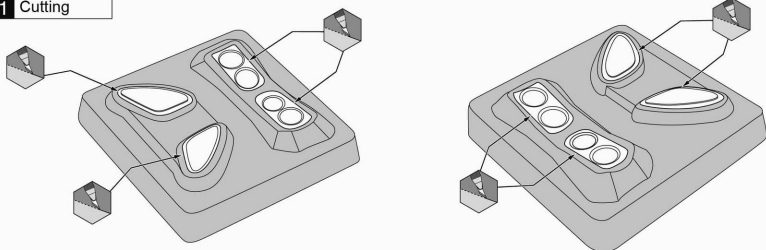


● Symbols used throughout the instruction manual, comprise:



### 1 Cutting



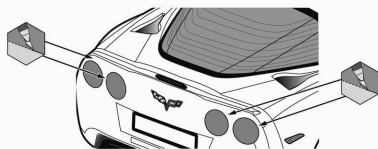
### 2 Cleaning

Use a neutral detergent to  
remove any oil residues and dirt.



### 3 Cutting

Cutting the headlights and taillights



### 4 Assembling

