

**RC10  
T6.2  
TEAM KIT**




**RC10  
T6.4  
TEAM KIT**



# RC10T6.2 vs. RC10T6.4 Comparison

**RC10  
T6.4  
TEAM KIT**



Updated 13mm shocks, pistons and springs.  
T6.4 offers: 13mm shocks.  
T6.2 offers: 12mm shocks.

**RC10  
T6.4  
TEAM KIT**



New 22.5 kickup and bulkhead options.  
T6.4 offers: 20.0, 22.5 and 25.0.  
T6.2 offers: 25.0 and 30.0.

**RC10  
T6.2  
TEAM KIT**



**RC10  
T6.4  
TEAM KIT**



Updated CVA driveshafts, C and D mounts.  
T6.2 offers: 92.5mm shafts and wide C and D mounts.  
T6.4 offers: 91mm shafts and narrow C and D mounts.

**RC10  
T6.2  
TEAM KIT**




**RC10  
T6.4  
TEAM KIT**




Updated top plate and ballstud mount

**RC10  
T6.2  
TEAM KIT**



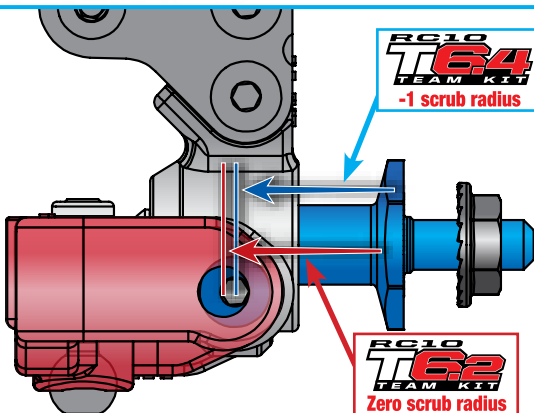
**RC10  
T6.4  
TEAM KIT**



ESC tray and battery location. T6.4 has weight moved forward.



New adjustable height steering system.  
T6.2 is not adjustable



-1 caster/steering blocks move the pivot closer to the wheel center for smoother steering

**RC10  
T6.2  
TEAM KIT**



**RC10  
T6.4  
TEAM KIT**



Updated fan mounts and fan location