



Press release online here: <http://bit.ly/asc91704>

For Immediate Release: May 9, 2017

NEW! B6 Gearbox/Bulkhead Shim Set



Top: installed on front bulkhead. Bottom: before install.



Top: installed on rear gearbox. Bottom: before install.


Add more front and rear tuning adjustments to your RC10B6 or B6D with the B6 Gearbox/Bulkhead Shim Set. Fits the RC10B6 and RC10B6D.

Front bulkhead shims

- Used between the chassis and front bulkhead to lower front roll center.
- Provides a smoother steering response and increases mid-corner steering.

Rear bulkhead shims

- Used between the chassis and rear gearbox.
- Optimizes dogbone angle when running at low ride height.



UPC: 784695 917040	#91704	B6 Gearbox/Bulkhead Shim Set	MAP: \$8.99	MSRP: \$8.99
-----------------------	--------	------------------------------	----------------	-----------------

BUY NOW!

Search and download photo at: <https://www.teamassociated.com/productshots/parts/> (enter # in search)

