




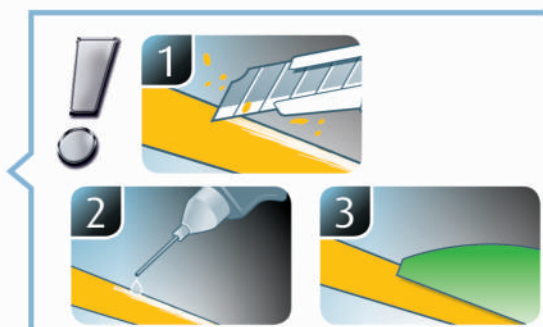
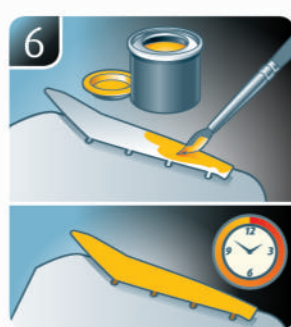
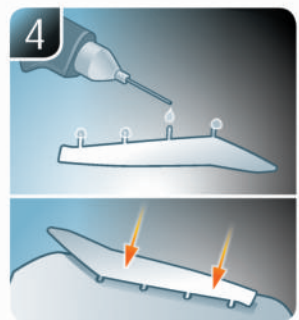
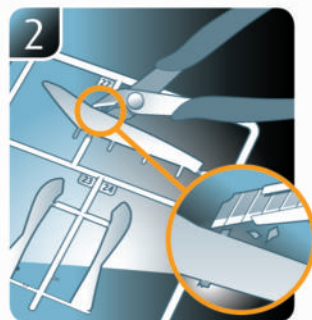
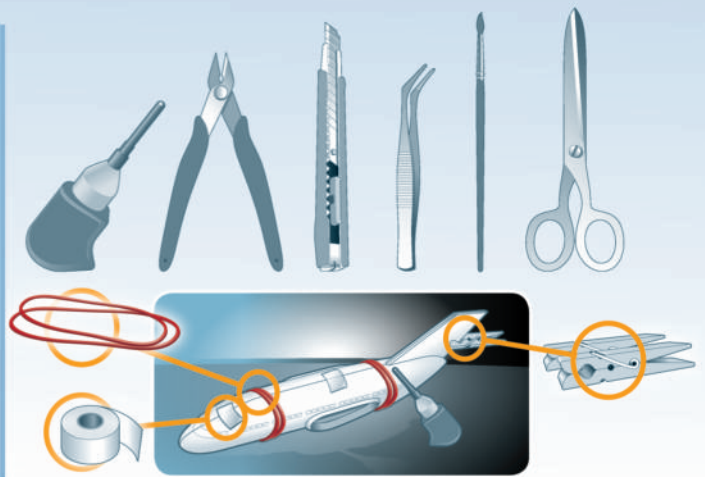
LEVEL 5
1 2 3 4 5



F-18E SUPER HORNET

Beiliegenden Sicherheitstext beachten / Please note the enclosed safety advice

- DE Beiliegenden Sicherheitstext beachten und nachschlagbereit halten.
- GB Please note the enclosed safety advice and keep safe for later reference.
- FR Respecter les consignes de sécurité ci-jointes et les conserver à portée de main.
- NL Houdt u aan de bijgaande veiligheidsinstructies en hou deze steeds bij de hand.
- IT Seguire le avvertenze di sicurezza allegate e tenerle a portata di mano.
- ES Observar y siempre tener a disposición este texto de seguridad adjunto.
- PT Ter em atenção o texto de segurança anexo e guardá-lo para consulta.
- DK Overhold vedlagte sikkerhedsanvisninger og hav dem liggende i nærheden.
- NO Ha alltid vedlagt sikkerhetstekst klar til bruk.
- SE Beakta bifogad säkerhetstext och håll den i beredskap.
- FI Huomioi ja säilytä oheiset varoitukset.
- RU Соблюдать технику безопасности, сохранить инструкцию для дальнейших обращений.
- PL Przestrzegać załączonego tekstu dotyczącego bezpieczeństwa i mieć go zawsze pod ręką.
- CZ Dodržujte tento příložený bezpečnostní text a mějte ho po ruce.
- HU A mellékelt biztonsági szöveget vegye figyelembe és tartsa fellapozásra készen.
- SK Rešpektujte priložený bezpečnostný text a uchovajte ho pre budúce použitie.
- RO Respectați textul de siguranță atașat și păstrați-l la îndemână.
- BG Спазвайте приложения текст за безопасност и го дръжете под ръка за справки.
- SJ Prilolena varnostna navodila izvajajte in jih hranite na vsem dostopnem mestu.
- GR Λάβετε υπόψη σας το συνημμένο κείμενο ασφαλείας και φυλάξτε το ώστε να ανατρέχετε σε αυτό όποτε χρειάζεται.
- TR Ektekiğüvenlik talimatlarını dikkate alıp, bakabileceğiniz bir şekilde muafaza ediniz.



☞ Weitere Tipps und Tricks.
 ☞ Additional tips and tricks.
 ☞ Conseils et astuces supplémentaires.
 ☞ Andere tips en trucs.
 ☞ Ulteriori consigli e suggerimenti.
 ☞ Consejos y sugerencias adicionales.
 ☞ Mais dicas e truques.

☞ Flere tips og tricks.
 ☞ Flere tips og tricks.
 ☞ Ytterligare tips och tricks.
 ☞ Lisää vinkkejä ja niksejä.
 ☞ Другие советы и хитрости.
 ☞ Dalsze wskazówki i sugestie.
 ☞ Další tipy a rady.
 ☞ További ötletek és fogások.
 ☞ Dalsie tipy a triky.
 ☞ Alte sfaturi și trucuri.

☞ Други полезни съвети и трикове.
 ☞ Nadaljnji nasveti in zvižaje.
 ☞ Πρόσθετες συμβουλές και κόλπα.
 ☞ Diğer öneriler ve ipuçları.

www.revell.de



- DE Kleben
- FR Glue
- FR Collee
- NL Lijmen
- IT Incollare
- ES Pegamento
- PT Colar
- NO Lim
- NO Lime
- SE Limma
- FI Liimaa
- RU Клеить
- PL Przykleić
- CZ Slepění
- HU Ragasztás rá
- SK Lepiť
- NO Lipiti
- NO Zalepene
- SI Prilepite
- GR ΚΑΛΛΗΤΕ
- TR Yapıştırma



- DE Nicht kleben
- FR Don't glue
- FR Ne pas coller
- NL Niet lijmen
- IT Non incollare
- ES No pegamento
- PT Não colar
- NO Lim ikke
- NO Ikke lime
- SE Limma inte
- FI Älä liimaa
- RU Не клеить
- PL Nie przyklejać
- CZ Nelepít
- HU Ne ragasztás rá
- SK Nelepít
- NO Nu lipiti
- NO Ne lepene
- SI Ne lepíte
- GR Μην κολλήσετε
- TR Yapıştırmayın



- DE Bemalen
- FR Paint
- FR Peindre
- NL Beschilderen
- IT Colorare
- ES Pintar
- PT Pintar
- NO Mal
- NO Male
- SE Måla
- FI Maalaa
- RU Раскрасить
- PL Pomalować
- CZ Pomalovat
- HU Fesse be
- SK Natriet
- NO Vopssiit
- NO Боядисайте
- SI Pobarvajite
- GR Βαψτε
- TR Boyama



- DE Anzahl der Arbeitsgänge.
- FR Number of working steps.
- FR Nombre d'étapes de travail.
- NL Het aantal bouwstappen.
- IT Numero di fasi di lavoro.
- ES Número de pasos de trabajo.
- PT Número de passos de trabalho.
- NO Antal arbeidsgange.
- NO Antall arbeidstrinn.
- SE Antal operationer.
- FI Työvaiheiden määrä.
- RU Количество операций.
- PL Liczba cykli roboczych.
- CZ Počet pracovních kroků.
- HU A munkamenetek száma.
- SK Počet pracovných operácií.
- NO Numarul etapelor de lucru.
- NO Брой работни стъпки.
- SI Stevilo delovnih postopkov.
- GR Αριθμός βημάτων εργασίας.
- TR Çalışma adımı sayısı.



- DE Zusammenbau Reihenfolge.
- FR Sequence of assembly.
- FR Ordre d'assemblage.
- NL Volgorde van montage.
- IT Sequenza di assemblaggio.
- ES Secuencia de montaje.
- PT Sequência de montagem.
- NO Samlerækkefølge.
- NO Samlerækkefølge.
- SE Monteringsrekkefølge.
- FI Montering ordningsföljd.
- RU Кокоемисърежесты.
- PL Kolejność montażu.
- CZ Pořadí složení.
- HU Összerakási sorrend.
- SK Poradie zostavenia.
- NO Ordinea asamblării.
- NO Последовательность на сглобяване.
- SI Vrstni red sestavljanja.
- GR Σειρά τοποθέτησης.
- TR Parçaları birleştirme sırası.



- DE Wahlweise
- FR Optional
- FR Facultatif
- NL Naar keuze
- IT Facoltativamente
- ES Opcional
- PT Opcional
- NO Valgfri
- NO Valgfritt
- SE Valfri
- FI Valinnaisesti
- RU На выбор
- PL Opcjonalnie
- CZ Volitelně
- HU Választás szerint
- SK Alternatívne
- NO Optional
- NO По избор
- SI Izbirno
- GR Προαιρετικά
- TR Opsiyonel



- DE Achtung
- FR Attention
- FR Attention
- NL Obgelet
- IT Attenzione
- ES Atención
- PT Atenção
- NO Obs!
- NO OBS
- SE OBS
- FI Huomio
- RU Внимание
- PL Uwaga
- CZ Pozor
- HU Figyelem!
- SK Pozor
- NO Atentione
- NO Внимание
- SI Pozor
- GR Προσοχή
- TR Dikkat



- DE Bauteile trocknen lassen.
- FR Allow the parts to dry.
- FR Laisser sécher les pièces.
- NL Oederdelen laten drogen.
- IT Lasciare asciugare i componenti.
- ES Dejar secar las piezas.
- PT Deixar as peças secar.
- NO Lad delene tørre.
- NO Tørk komponenter.
- SE Låt komponenterna torka.
- FI Anna rakenneosien kuivua.
- RU Дайте деталям высохнуть.
- PL Pozostawić elementy konstrukcji do wyschnięcia.
- CZ Nechte díly uschnout.
- HU Hagyja megszáradni az alkatrészeket.
- SK Konštrukčné diely nechajte vyschnúť.
- NO Låsaði componentele să se usuce.
- NO Оставете сглобените части да изсъхнат.
- SI Osušite sestavne dele.
- GR Αφήστε τα μέρη να στεγνώσουν.
- TR Yarı parçalarını kurumaya bırakın.



- DE Abbildung zusammengesetzter Teile.
- FR Illustration of assembled parts.
- FR Figure représentant les pièces assemblées.
- NL Afbelding van samengevoegde onderdelen.
- IT Foto delle parti assemblate.
- ES Figura de las piezas montadas.
- PT Ilustração das peças montadas.
- NO Illustration af samlede dele.
- NO Figur av sammensatte deler.
- SE Bild på sammansatta detaljer.
- FI Koottujen osien kuva.
- RU Изображение смонтированных деталей.
- PL Rysunek połączonych części.
- CZ Zobrazení spojených dílů.
- HU Összerakott alkatrészek ábrája.
- SK Obrázok dielov, ktoré sa majú zmontovať.
- NO Figura reprezentând piesele asamblate.
- NO Изображение на сглобените части.
- SI Slika sestavljenih delov.
- GR Απεικόνιση των τοποθετημένων μερών.
- TR Birleştirilmiş parçalar resmi.



- DE Mit Klebeband fixieren.
- FR Attach with adhesive tape.
- FR Fixer à l'aide de ruban adhésif.
- NL Met plakband vastzetten.
- IT Fissare con nastro adesivo.
- ES Fijar con cinta adhesiva.
- PT Fixar com fita adesiva.
- NO Fastgør med tape.
- SE Fixera med tejp.
- FI Kiinnittää liimanauhalla.
- RU Зафиксировать липкой лентой.
- PL Przymocować za pomocą taśmy samoprzylepnej.
- CZ Připevněte lepicí páskou.
- HU Rögzítse ragasztószalaggal.
- SK Fixujte lepiacou páskou.
- NO Fixați cu bandă adezivă.
- NO Фиксирайте с тиксо.
- SI Pritrđite z lepilnim trakom.
- GR Στερεώσατε κολλητική ταινία.
- TR Yapıştırma bandi ile sabitleyin.



- DE Gleichen Vorgang auf der gegenüberliegenden Seite wiederholen.
- FR Repeat same procedure on opposite side.
- FR Opérer de la même façon sur l'autre face.
- NL Dezelfde handeling herhalen aan de tegenoverliggende kant.
- IT Ripetere il procedimento dall'altra parte.
- ES Repetir el mismo procedimiento en el lado contrario.
- PT Repetir alguns procedimentos no lado oposto.
- NO Gentag proceduren på den modstående side.
- SE Gjenta samme forlop på motliggande sida.
- FI Upprepa samma process på motsatta sidan.
- NO Toista menettely vastakkaisella puolella.
- RU Повторить такие же действия на противоположной стороне.
- PL Powtórzyć te same czynności po przeciwnej stronie.
- CZ Stejný postup opakujte na protilehlé straně.
- HU Ismételtje meg a műveletet az ellentétes oldalon.
- SK Rovnaký postup opakujte na protifahlej strane.
- NO Repetați același procedeu pe latura opusă.
- NO Повторете същите стъпки на срещуположната страна.
- SI Enak postopek ponovite na nasprotni strani.
- GR Επανάλαβετε την ίδια διαδικασία στην αντίθετη πλευρά.
- TR Aynı işlem adimlerini diğer tarafta da uygulayın.



- DE Mit einem Messer abtrennen.
- FR Detach with knife.
- FR Détacher au couteau.
- NL Met een mesje afsnijden.
- IT Separare con un coltello.
- ES Separar con cuchillo.
- PT Separar com uma faca.
- NO Skær af med en kniv.
- NO Separer med kniv.
- SE Skall skiljas av med en kniv.
- FI Erotta veitsellä.
- RU Отделить ножом.
- PL Oddzielić za pomocą noża.
- CZ Oddělte nožem.
- HU Válassza le a késsel.
- SK Oddelte nožom.
- NO Desprindeți cu un cuțit.
- NO Откъснете с нож.
- SI Odrežite z ustreznim rezilom.
- GR Αφαιρέστε με ένα μαχαίρι.
- TR Bir bıçak ile kesin.



- DE Entfernen
- FR Remove
- FR Détacher
- NL Verwijderen
- IT Rimuovere
- ES Eliminar
- PT Remover
- NO Fjern
- NO Fjerne
- SE Ta bort
- FI Poistaa
- RU Удалить
- PL Usunąć
- CZ Odstranit
- HU Eltávolítani
- SK Odstráňte
- NO Îndepărtați
- NO Отстранете
- SI Odstranitev
- GR Αφαιρέστε
- TR Çıkar



- DE Loch bohren.
- FR Make a hole.
- FR Faire un trou.
- NL Maak een gat.
- IT Praticare un foro.
- ES Hacer un agujero.
- PT Fazer um furo.
- NO Lav et hul.
- NO Bor et hull.
- SE Borra hål.
- FI Poraá reikä.
- RU Просверлить отверстие.
- PL Wywiercić otwór.
- CZ Vyvrteít otvor.
- HU Fúrjon lyukat.
- SK Vyvrtajte otvor.
- NO Faceți o gaură.
- NO Пробийте дупка.
- SI Izvrtajte izvrtino.
- GR Ανοίξτε τρύπη.
- TR Delik açın.



- DE Öffnungen mit Spachtelmasse verschließen und Oberfläche mit Schleifpapier angleichen.
- FR Close openings with putty and sand down surface.
- FR Reboucher les orifices avec du mastic et uniformiser les surfaces avec du papier à poncer.
- NL Dicht de openingen af met plamuur en maak het oppervlak glad met schuurpapier.
- IT Chiudere le aperture con del mastic e uniformare la superficie utilizzando della carta vetrata.
- ES Cerrar los extremos con masilla y lijar la superficie.
- PT Fechar as aberturas com argamassa e alisar a superfície com uma lixa.
- NO Lukk åpningene med sparkelmasse og jevn ut overflaten med sliperappir.
- SE Förslut öppningarna med spackelfärg och jämna till ytan med slippapper.
- FI Sulje aukot pakkelilla ja tasoita yläpinta hiekkapaperilla.
- RU Заделать отверстия шпаклёвкой и выровнять поверхность наждачной бумагой.
- PL Zapelnić otwory masą szpachlową i wyrównać powierzchnię, używając papieru ściernego.
- CZ Otvory uzavřete tmelem a povrch vybruste brusným papírem.
- HU Zárja le a nyílásokat glettenyaggal, és a felületet simítsa le csiszolópapírral.
- SK Otvory vyplňte tmeliacou hmotou a povrch vyrovnaťe brusným papierom.
- NO Inchideți orificiile cu material de spacluit și șlefuți suprafața cu hârtie abrazivă.
- NO Китвайте отворите и изравнете повърхността с шкурка.
- SI Odprtino zaprite z maso-lopatico in izravnajte površino z brusnim papirjem.
- GR Κλείστε τα ανοίγματα με στόκο και ξύστε την επιφάνεια με γυαλόχαρτο.
- TR Boslukları macun ile kapatın ve yüzeyi zımpara kağıdı ile düzleştirin.



- DE Linke Seite
- GB Left side
- FR Côte gauche
- NL Linkerkant
- IT Lato sinistro
- ES Lado izquierdo
- PT Lado esquerdo
- DK Venstre side
- NO Venstre side
- SE Vänstra sida
- FI Vasen puoli
- RU Левая сторона
- PL Lewa strona
- CZ Levá strana
- HU Bal oldal
- SK Ľavá strana
- RO Latura stângă
- BG Лява страна
- SI Leva stran
- GR Αριστερή πλευρά
- TR Sol taraf



- DE Rechte Seite
- GB Right side
- FR Côte droit
- NL Rechterkant
- IT Lato destro
- ES Lado derecho
- PT Lado direito
- DK Højre side
- NO Høyre side
- SE Högra sida
- FI Oikea puoli
- RU Правая сторона
- PL Prawa strona
- CZ Pravá strana
- HU Jobb oldal
- SK Pravá strana
- RO Latura dreaptă
- BG Дясна страна
- SI Desna stran
- GR Δεξιά πλευρά
- TR Sağ taraf



- DE Bauanleitung sorgfältig lesen.
- GB Read the assembly instructions carefully.
- FR Lisez attentivement les instructions de montage.
- NL Bouwinstructies zorgvuldig doorlezen.
- IT Leggere attentamente le istruzioni per il montaggio.
- ES Lea cuidadosamente las instrucciones de montaje.
- PT Ler atentamente as instruções de montagem.
- DK Læs byggevejledningen omhyggeligt.
- NO Les byggeanvisningen nøye.
- SE Monteringsinstruktionerna skall läsas noggrant.
- FI Lue kokoamisohje huolellisesti.
- RU Внимательно прочитайте инструкцию по сборке.
- PL Dokładnie przeczytać instrukcję montażu.
- CZ Přečtěte si pečlivě návod k obsluze.
- HU Figyelmesen olvassa el a szerelési útmutatót.
- SK Návod na montáž starostlivo prečítajte.
- RO Citiți cu atenție instrucțiunile de montare.
- BG Прочетете внимателно упътването за монтаж.
- SI Skrbno preberite navodila za sestavo.
- GR Διαβάστε προσεκτικά τις οδηγίες κατασκευής.
- TR Yapı kılavuzunu dikkatle okuyun.



- DE Klarsichtteile
- GB Clear parts
- FR Pièces transparentes
- NL Transparente onderdelen
- IT Parti trasparenti
- ES Piezas transparentes
- PT Peças transparentes
- DK Klare dele
- NO Klare deler
- SE Genomskinliga detaljer
- FI Läpinäkyvät osat
- RU Прозрачные детали
- PL Przejrzyste części
- CZ Průhledné díly
- HU Átlátszó alkatrészek
- SK Číre diely
- RO Piese transparente
- BG Прозрачни части
- SI Prozorni deli
- GR Διάφανάμέρη
- TR Şeffaf parçalar



- DE Wegfeilen
- GB File off
- FR Enlever avec une lime
- NL Wegvijelen
- IT Rimuovere con una lima
- ES Limar
- PT Remover com uma lima
- DK Fil af
- NO File av
- SE Skall filas bort
- FI Hio pois
- RU Сточить напильником
- PL Odrpłować
- CZ Odrpílovat
- HU Reszelje le
- SK Odrpílovať
- RO Piliți
- BG Изпилете
- SI Odrpilate
- GR Λιμάρετε
- TR Zımparalama



- DE Abziehbild in Wasser einweichen und anbringen.
- GB Soak and apply decals.
- FR Mouiller et appliquer les décalcomanies.
- NL Transfer in water even laten weken en aanbrengen.
- IT Immergere la decalcomania nell'acqua e applicarla.
- ES Mojar y aplicar calcomanías.
- PT Amolecer o decalque em água e aplicar.
- DK Gør overføringsbilledet vådt og sæt det på.
- NO Myk opp avtrekkingsbildet i vann og sett på.
- SE Blötlägg dekalen i vatten och sätt på den.
- FI Pehmitä siirtokuva vedessä ja siirrä paikalleen.
- RU Опустите переводную картинку в воду и нанесите её.
- PL Namoczyć kalkomanie w wodzie i przykleić.
- CZ Nechte obtisk odmočit ve vodě a přilepte.
- HU Merítse vízbe és helyezze fel a matricát.
- SK Obtlačkový obrázok namočte do vody a priložte na plochu.
- RO Inmuiați abțibildul în apă și aplicați-l.
- BG Потопете ваденката във вода и я поставяте.
- SI Prelepnico namakajte v vodi. In namestito.
- GR Μουσκεψτε σε νερό και τοποθετήστε τις χαλκομανίες.
- TR Çikartmayı suda yumuşatın ve takın.



- DE Zur Anbringung der Abziehbilder empfohlen.
- GB Recommended for affixing the decals.
- FR Recommandé pour l'application des décalcomanies.
- NL Aanbevolen voor het aanbrengen van de transfers.
- IT Raccomandato per l'applicazione delle decalcomanie.
- ES Recomendado para fijar bien las calcomanías.
- PT Recomendado para a fixação dos autocolantes.
- DK Anbefales til anbringelse af overføringsbillederne.
- NO Anbefales til å feste avtrekksbilder.
- SE Rekommenderad för montering av klisterdekalerna.
- FI Suositellaan siirtokuvien siirtämiseen.
- RU Рекомендуется для нанесения переводных картинок.
- PL Zalecane do przyklejenia kalkomanii.
- CZ Doporučujeme k umístění obtiskovacích obrázků.
- HU A matrica felhelyezéséhez ajánlható.
- SK Odporúča sa pre umiestnenie obtiskovacieho obrázku.
- RO Recomandat pentru aplicarea abțibildurilor.
- BG Препоръчва се за поставяне на ваденки.
- SI Pri nameščanju nalepnice priporočamo.
- GR Συνιστάται για την τοποθέτηση των χαλκομανιών.
- TR Çikartmaların takılması için önerilir.



- DE Zur Anbringung der Klarteile empfohlen.
- GB Recommended to fix clear parts.
- FR Recommandé pour fixer les pièces transparentes.
- NL Aanbevolen voor het aanbrengen van transparante delen.
- IT Raccomandato per l'applicazione delle parti trasparenti.
- ES Recomendado para fijar las piezas transparentes.
- PT Recomendado para a aplicação das peças transparentes.
- DK Anbefales til anbringelse af de klare dele.
- NO Anbefales til å feste klare deler.
- SE Rekommenderad för montering av de genomskinliga detaljerna.
- FI Suositellaan läpinäkyvien osien siirtämiseen.
- RU Рекомендуется для крепления прозрачных деталей.
- PL Zalecane do przyklejenia przezroczystych części.
- CZ Doporučujeme k umístění průhledných dílů.
- HU Az átlátszó darabok felhelyezéséhez ajánlható.
- SK Odporúča sa pre umiestnenie čírych dielov.
- RO Recomandat pentru aplicarea pieselor transparente.
- BG Препоръчва се за поставяне на прозрачни части.
- SI Pri nameščanju prozornih delov priporočamo.
- GR Συνιστάται για την τοποθέτηση των διάφανων μερών.
- TR Şeffaf parçaların takılması için önerilir.

- * DE Nicht enthalten
- GB Not included
- FR Non fourni
- NL Behoort niet tot de levering
- IT Non incluso
- ES No incluido
- PT Não incluído
- DK Medfølger ikke
- NO Ikke inkludert
- SE Ingår ej
- FI Ei sisälly
- RU Не содержится
- PL Nie wchodzi w zakres dostawy
- CZ Není obsaženo
- HU Nem tartalmazza
- SK Neobsahuje
- RO Nu este inclus
- BG Не се включва в комплекта
- SI Ni priloženo
- GR Δεν περιλαμβάνεται
- TR İçermiyor

Benötigte Farben / Required colours

FR Peintures nécessaires
NL Benodigde kleuren
IT Colori necessari
ES Colores necesarios
PT Cores necessárias
DK Nødvendige farver
NO Nødvendige farger
SE Erforderliga färger
FI Tarvittavat värit
RU Необходимые краски
PL Potrzebne kolory
CZ Potřebné barvy
HU Szükséges színek
SK Požadované farby
RO Culori necesare
BG Необходими цветове
SI Potrebne barve
GR Απαιτούμενα χρώματα
TR Gerekli renkler

76

A

DE Hellgrau matt
GB Light grey matt
FR Gris clair mat
NL Lichtgrijs mat
IT Grigio chiaro opaco
ES Gris claro mate
PT Cinza claro mate
DK Lysegrå mat
NO Lysegrå matt
SE Ljusgrå matt
FI Vaaleanharmaa matta
RU Светло-серый матовый
PL Jasnoszary matowy
CZ Světlá šedivá matný
HU Világosszürke, fénytelen
SK Svetlo sivá matný
RO Gri-deschis mat
BG Светлосиво матово
SI Svetlo-siva mat
GR Γκρι ανοιχτό ματ
TR Açık gri mat

09

B

DE Anthrazit matt
GB Anthracite matt
FR Anthracite mat
NL Antraciet mat
IT Antracite opaco
ES Antracita mate
PT Antracite mate
DK Antracitgrå mat
NO Antrasitt matt
SE Antracitgrå matt
FI Antrasiitinharmaa matta
RU Антрацит матовый
PL Antracyt matowy
CZ Antracitová šedá matný
HU Antracit, fénytelen
SK Čierna uhľová matný
RO Antracit mat
BG Антрацит матово
SI Antracit mat
GR Γκρι ανθρακί ματ
TR Antrazit mat

45

C

DE Hell-Oliv matt
GB Light olive matt
FR Olive clair mat
NL Lichtolijf mat
IT Oliva chiaro opaco
ES Oliva claro mate
PT Verde claro mate
DK Lys oliven mat
NO Lys oliven matt
SE Ljus olivgrön matt
FI Vaalea oliivi matta
RU Светло-оливковый матовый
PL Jasnooliwkowy matowy
CZ Světlá olivová matný
HU Világos olajszínű, fénytelen
SK Svetlo olivová matný
RO Măsliniu-deschis mat
BG Светломаслинено матово
SI Svetlo olivna mat
GR Λαδί ανοιχτό ματ
TR Açık zeytin yeşili mat

364

D

DE Laubgrün seidenmatt
GB Leaf green silk matt
FR Vert feuillage satiné mat
NL Loofgroen zijdemat
IT Verde foglia opaco satinato
ES Verde hoja mate satinado
PT Verde folha mate sedoso
DK Løvgrøn silkematt
NO Løvgrønn silkematt
SE Skogsgrön sidenmatt
FI Lehdenvihreä silkkimatta
RU Зеленая листва шелковисто-матовый
PL Zielony w odcieniu liści jedwabście matowy
CZ Listová zeleň jemně matný
HU Lombzöld, fakóselymes
SK Listová zelená hodvábne matný
RO Verde-frunză satinat
BG Зелена шума коприненоматово
SI Listnato-zelena svileno-mat
GR Πράσινο σατίβέ
TR Yaprak yeşili ipeksi mat

15

E

DE Gelb matt
GB Yellow matt
FR Jaune mat
NL Geel mat
IT Giallo opaco
ES Amarillo mate
PT Amarelo mate
DK Gul mat
NO Gul matt
SE Gul matt
FI Keltainen matta
RU Жёлтый матовый
PL Żółty matowy
CZ Žlutá matný
HU Sárga, fénytelen
SK Žltá matný
RO Galben mat
BG Жълто матово
SI Rumena mat
GR Κίτρινο ματ
TR Sari mat

301

F

DE Weiß seidenmatt
GB White silk matt
FR Blanc satiné mat
NL Wit zijdemat
IT Bianco opaco satinato
ES Blanco mate satinado
PT Branco mate sedoso
DK Hvid silkematt
NO Hvit silkematt
SE Vit sidenmatt
FI Valkoinen silkkimatta
RU Белый шелковисто-матовый
PL Biały jedwabście matowy
CZ Bílá jemně matný
HU Fehér, fakóselymes
SK Biela hodvábne matný
RO Alb satinat
BG Бяло коприненоматово
SI Bela svileno-mat
GR Άσπρο σατίβέ
TR Beyaz ipeksi mat

330

G

DE Feuerröt seidenmatt
GB Fiery red silk matt
FR Rouge feu satiné mat
NL Vuurrood zijdemat
IT Rosso fuoco opaco satinato
ES Rojo fuego mate satinado
PT Vermelho fogo mate sedoso
DK Ildrød silkematt
NO Ildrød silkematt
SE Eldröd sidenmatt
FI Tulenpunainen silkkimatta
RU Огненно-красный шелковисто-матовый
PL Ognistoczerwony jedwabście matowy
CZ Ohnivě červená jemně matný
HU Tűzpiros, fakóselymes
SK Ohnivá červená hodvábne matný
RO Roșu aprins satinat
BG Огненочервено коприненоматово
SI Ognjeno-rdeča svileno-mat
GR Κόκκινο φωτιάς σατίβέ
TR Alev kırmızısı ipeksi mat

90

H

DE Silber metallic
GB Silver metallic
FR Argent métallique
NL Zilver metallic
IT Argento metallico
ES Plata metálico
PT Prata metálico
DK Sølv metallisk
NO Sølv metallic
SE Silver metallic
FI Hopea metallinen
RU Серебрянный металл
PL Srebrny metaliczny
CZ Stříbrná metalizový
HU Ezüstmetál
SK Strieborná metaliza
RO Argintiu metallic
BG Сребро металик
SI Srebrna kovinska
GR Ασημί μεταλλικό
TR Gümüş rengi metalik

91

I

DE Eisen metallic
GB Iron metallic
FR Fer métallique
NL IJzer metallic
IT Ferro metallico
ES Acero metálico
PT Aço metálico
DK Stål metallisk
NO Jern metallic
SE Stål metallic
FI Teräs metallinen
RU Сталь металл
PL Grafit metaliczny
CZ Ocelová metalizový
HU Acélmetál
SK Ocelová metaliza
RO Fier metallic
BG Желязо металик
SI Železna kovinska
GR Χρώμα σιδήρου μεταλλικό
TR Metalik metalik

99

J

DE Aluminium metallic
GB Aluminium metallic
FR Aluminium métallique
NL Aluminium metallic
IT Alluminio metallico
ES Aluminio metálico
PT Alumínio metálico
DK Aluminium metallisk
NO Aluminium metallic
SE Aluminium metallic
FI Alumiini metallinen
RU Аллюминий металл
PL Aluminium metaliczny
CZ Hliníková metalizový
HU Alumínium metál
SK Hliníková metaliza
RO Aluminiiu metallic
BG Алюминий металик
SI Aluminijasta kovinska
GR Αλουμίνιο μεταλλικό
TR Alüminyum grisi metalik

08

K

DE Schwarz matt
GB Black matt
FR Noir mat
NL Zwart mat
IT Nero opaco
ES Negro mate
PT Preto mate
DK Sort mat
NO Sort matt
SE Svart matt
FI Musta matta
RU Чёрный матовый
PL Czarny matowy
CZ Černá matný
HU Fekete, fénytelen
SK Čierna matný
RO Negru mat
BG Черно матово
SI Črna mat
GR Μαύρο ματ
TR Siyah mat

731

L

DE Rot klar
GB Red clear
FR Rouge clair
NL Rood helder
IT Rosso chiaro
ES Rojo claro
PT Vermelho transparente
DK Rødbrun klar
NO Rød klar
SE Rödbrun klar
FI Punainen kirkas
RU Красный прозрачный
PL Czerwony przezroczysty
CZ Červená bezbarvý
HU Piros, világos
SK Červená číry
RO Roșu curat
BG Червено бистро
SI Rdeča čista
GR Κόκκινο διάφανο
TR Kırmızı canlı

752

M

DE Blau klar
GB Blue clear
FR Bleu clair
NL Blauw helder
IT Blu chiaro
ES Azul claro
PT Azul transparente
DK Blå klar
NO Blå klar
SE Blå klar
FI Sininen kirkas
RU Синий прозрачный
PL Niebieski przezroczysty
CZ Modrá bezbarvý
HU Kék, világos
SK Modrá číry
RO Albastru curat
BG Синьо бистро
SI Modra čista
GR Μπλε διάφανο
TR Mavi canlı

371

N

DE Hellgrau seidenmatt
GB Light grey silk matt
FR Gris clair satiné mat
NL Lichtgrijs zijdemat
IT Grigio chiaro opaco satinato
ES Gris claro mate satinado
PT Cinza claro mate sedoso
DK Lysegrå silkematt
NO Lysgrå silkematt
SE Ljusgrå sidenmatt
FI Vaaleanharmaa silkkimatta
RU Светло-серый шелковисто-матовый
PL Jasnoszary jedwabiscie matowy
CZ Světla šedá jemně matný
HU Világosszürke, fakóselymes
SK Svetlo sivá hodvábne matný
RO Gri-deschis satinat
BG Светлосиво коприненоматово
SI Svetlo-siva svilenlo-mat
GR Γκρι ανοιχτό σατινέ
TR Açık gri ipeksi mat

93

O

DE Kupfer metallic
GB Copper metallic
FR Cuivre métallique
NL Koper metallic
IT Rame metallico
ES Cobre metálico
PT Cobre metálico
DK Kobber metallisk
NO Kobber metallisk
SE Koppar metallisk
FI Kupari metallinen
RU Медь металл
PL Miedziany metaliczny
CZ Měděná metalizový
HU Vörösréz metál
SK Medená metaliza
RO Cupru metallic
BG Мед металик
SI Baker kovinska
GR Χάλκινο μεταλλικό
TR Bakir rengi metalik

75%

56

P

301

25%

DE Blau matt
GB Blue matt
FR Bleu mat
NL Blauw mat
IT Blu opaco
ES Azul mate
PT Azul mate
DK Blå mat
NO Blå matt
SE Blå matt
FI Sininen matta
RU Синий матовый
PL Niebieski matowy
CZ Modrá matný
HU Kék, fénytelen
SK Modrá matný
RO Albastru mat
BG Синьо матово
SI Modra mat
GR Μπλε ματ
TR Mavi mat

+

DE Weiß seidenmatt
GB White silk matt
FR Blanc satiné mat
NL Wit zijdemat
IT Bianco opaco satinato
ES Blanco mate satinado
PT Branco mate sedoso
DK Hvid silkematt
NO Hvit silkematt
SE Vit sidenmatt
FI Valkoinen silkkimatta
RU Белый шелковисто-матовый
PL Biały jedwabiscie matowy
CZ Bílá jemně matný
HU Fehér, fakóselymes
SK Biela hodvábne matný
RO Alb satinat
BG Бяло коприненоматово
SI Bela svilenlo-mat
GR Ασπρο σατινέ
TR Beyaz ipeksi mat

25%

371

Q

374

75%

DE Hellgrau seidenmatt
GB Light grey silk matt
FR Gris clair satiné mat
NL Lichtgrijs zijdemat
IT Grigio chiaro opaco satinato
ES Gris claro mate satinado
PT Cinza claro mate sedoso
DK Lysegrå silkematt
NO Lysgrå silkematt
SE Ljusgrå sidenmatt
FI Vaaleanharmaa silkkimatta
RU Светло-серый шелковисто-матовый
PL Jasnoszary jedwabiscie matowy
CZ Světla šedá jemně matný
HU Világosszürke, fakóselymes
SK Svetlo sivá hodvábne matný
RO Gri-deschis satinat
BG Светлосиво коприненоматово
SI Svetlo-siva svilenlo-mat
GR Γκρι ανοιχτό σατινέ
TR Açık gri ipeksi mat

+

DE Grau seidenmatt
GB Grey silk matt
FR Gris satiné mat
NL Grijs zijdemat
IT Grigio opaco satinato
ES Gris mate satinado
PT Cinzento mate sedoso
DK Grå silkematt
NO Grå silkematt
SE Grå sidenmatt
FI Harmaa silkkimatta
RU Серый шелковисто-матовый
PL Szary jedwabiscie matowy
CZ Šedá jemně matný
HU Szürke, fakóselymes
SK Sivá hodvábne matný
RO Gri satinat
BG Сиво коприненоматово
SI Siva svilenlo-mat
GR Γκρι σατινέ
TR Gri ipeksi mat

374

R

DE Grau seidenmatt
GB Grey silk matt
FR Gris satiné mat
NL Grijs zijdemat
IT Grigio opaco satinato
ES Gris mate satinado
PT Cinzento mate sedoso
DK Grå silkematt
NO Grå silkematt
SE Grå sidenmatt
FI Harmaa silkkimatta
RU Серый шелковисто-матовый
PL Szary jedwabiscie matowy
CZ Šedá jemně matný
HU Szürke, fakóselymes
SK Sivá hodvábne matný
RO Gri satinat
BG Сиво коприненоматово
SI Siva svilenlo-mat
GR Γκρι σατινέ
TR Gri ipeksi mat

302


S

DE Schwarz seidenmatt
GB Black silk matt
FR Noir satiné mat
NL Zwart zijdemat
IT Nero opaco satinato
ES Negro mate satinado
PT Preto mate sedoso
DK Sort silkematt
NO Sort silkematt
SE Svart sidenmatt
FI Musta silkkimatta
RU Чёрный шелковисто-матовый
PL Czarny jedwabiscie matowy
CZ Černá jemně matný
HU Fekete, fakóselymes
SK Čierna hodvábne matný
RO Negru satinat
BG Черно коприненоматово
SI Črna svilenlo-mat
GR Μαύρο σατινέ
TR Siyah ipeksi mat

47

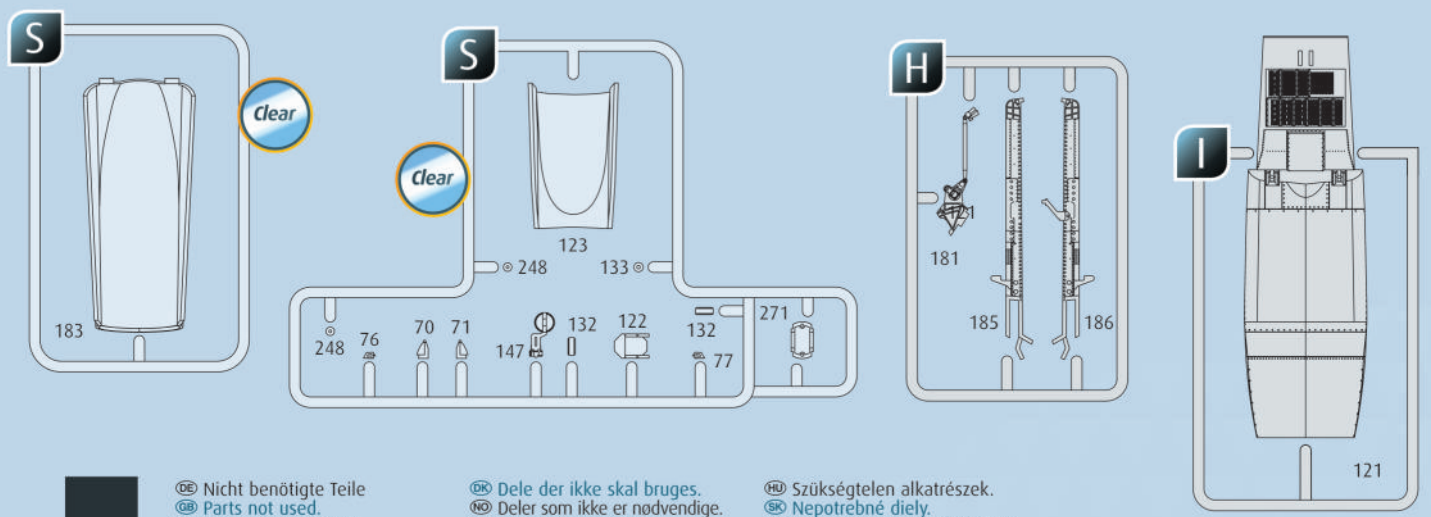
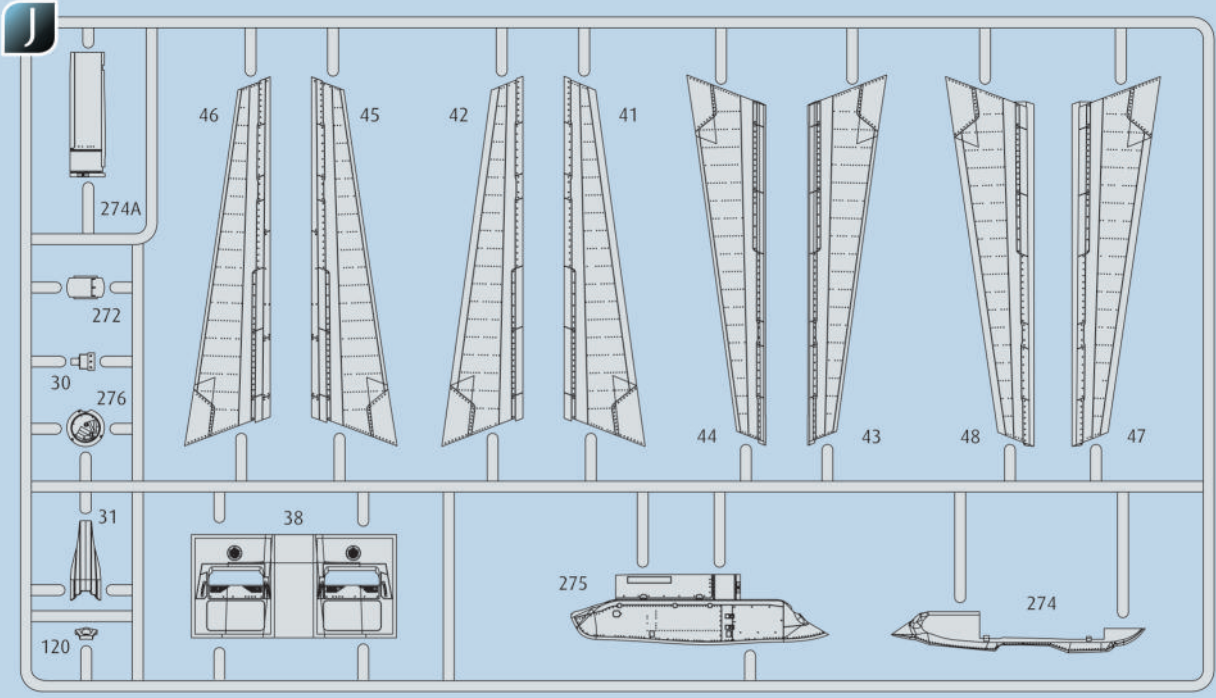
T

DE Mausgrau matt
GB Mouse grey matt
FR Gris souris mat
NL Muisgrijs mat
IT Grigio topo opaco
ES Gris claro mate
PT Preto claro mate
DK Musegrå mat
NO Musegrå matt
SE Musgrå matt
FI Hiirenharmaa matta
RU Мышино-серый матовый
PL Szary mysy matowy
CZ Mýš šedá matný
HU Egérszürke, fénytelen
SK Myšacia sivá matný
RO Gri-soarece mat
BG Мишосиво матово
SI Mišje-siva mat
GR Γκρι ποτικί ματ
TR Kirli gri mat



DE Beispiel: mischen
GB Example: mixing
FR Exemple: mélanger
NL Voorbeeld: mengen
IT Esempio: mescolare
ES Ejemplo: mezclar
PT Exemplo: misturar
DK Eksempel: blanding
NO Eksempel: blanding
SE Exempel: blanda
FI Esimerkki: sekoittaminen

RU Пример: смешивание
PL Przykład: mieszanie
CZ Příklad: míchaní
HU Példa: keverés
SK Příklad: miešanie
RO Exemplu: amestecare
BG Пример: смесване
SI Primer: mešanje
GR Παράδειγμα: ανάμειξη
TR Örnek: karıştırma



- DE Nicht benötigte Teile
- EN Parts not used.
- FR Pièces non utilisées.
- NL Niet benodigde onderdelen.
- IT Parti non necessarie.
- ES Piezas no utilizadas.
- PT Peças não utilizadas.
- DK Dele der ikke skal bruges.
- NO Deler som ikke er nødvendige.
- SE Ej nödvändiga delar.
- FI Tarpeettomat osat.
- HU Nemhasznált alkatrészek.
- RU Неиспользуемые детали.
- PL Niepotrzebne części.
- CZ Nepotřebné díly.
- HU Szükségtelen alkatrészek.
- SK Nepotrebné diely.
- RO Piese care nu sunt necesare.
- GR Ненужни детали.
- SI Nepotrebni deli.
- GR Μη χρησιμοποιούμενα μέρη.
- TR Gerekli olmayan parçalar.

Ersatzteile benötigt?

Kein Problem. Einfach den Revell-Service mit Angabe von Artikel- und Teilenummer kontaktieren. Entweder unter service@revell.de oder Revell GmbH, Abteilung X, Henschelstr. 20-30, 32257 Bünde.*

*Wir bitten um Verständnis, dass eine Gewährleistung nur bei aktuellen Artikeln, die im Zeitraum der letzten 24 Monate erworben wurden, übernommen werden kann. Mit der Ersatzteil-Bestellung können Kosten z.B. für Verpackung und Versand entstehen. Ob diese Kosten anfallen wird im Vorfeld schriftlich durch unseren Service mitgeteilt. Das Angebot kann dann angenommen oder abgelehnt werden. Unfrei eingesandte Ersatzteil-Bestellungen werden von uns nicht angenommen! Dieser Direktservice gilt für die Länder Deutschland, Benelux, Österreich, Frankreich, Großbritannien. Ersatzteil-Bestellungen aus den übrigen Ländern werden über die jeweiligen Distributeure abgewickelt. Bitte kontaktieren Sie Ihren Händler.

Besoin de pièces de rechange ?

Il vous suffit de contacter le service Revell et d'indiquer la référence de l'article et de la pièce. Soit en écrivant par mail à france@revell.de (uniquement pour la France) ou par courrier à Revell GmbH, Département X, Henschelstr. 20-30, D-32257 Bünde.*

*La garantie s'applique pour les articles présents au catalogue et achetés au cours des 24 derniers mois. Merci de votre compréhension. La commande de pièces de rechange peut donner lieu à des frais supplémentaires, par ex. pour l'emballage et le port. Notre service client vous en informera au préalable par écrit. Vous pourrez accepter ou refuser le devis. Nous n'acceptons pas les commandes de pièces de rechange envoyées sans affranchissement ! Ce service direct est valable pour les pays suivants : Allemagne, Benelux, Autriche, France, Grande-Bretagne. Les commandes de pièces en provenance d'autres pays sont traitées par les distributeurs correspondants. Veuillez contacter votre revendeur.

Need spare parts?

No problem. Contact Revell Service with the item number and part numbers you need: service@revell.de or Revell GmbH, Unit 10, Old Airfield Industrial Estate, Cheddington Lane, Tring, Herts, HP23 4QR, Great Britain.*

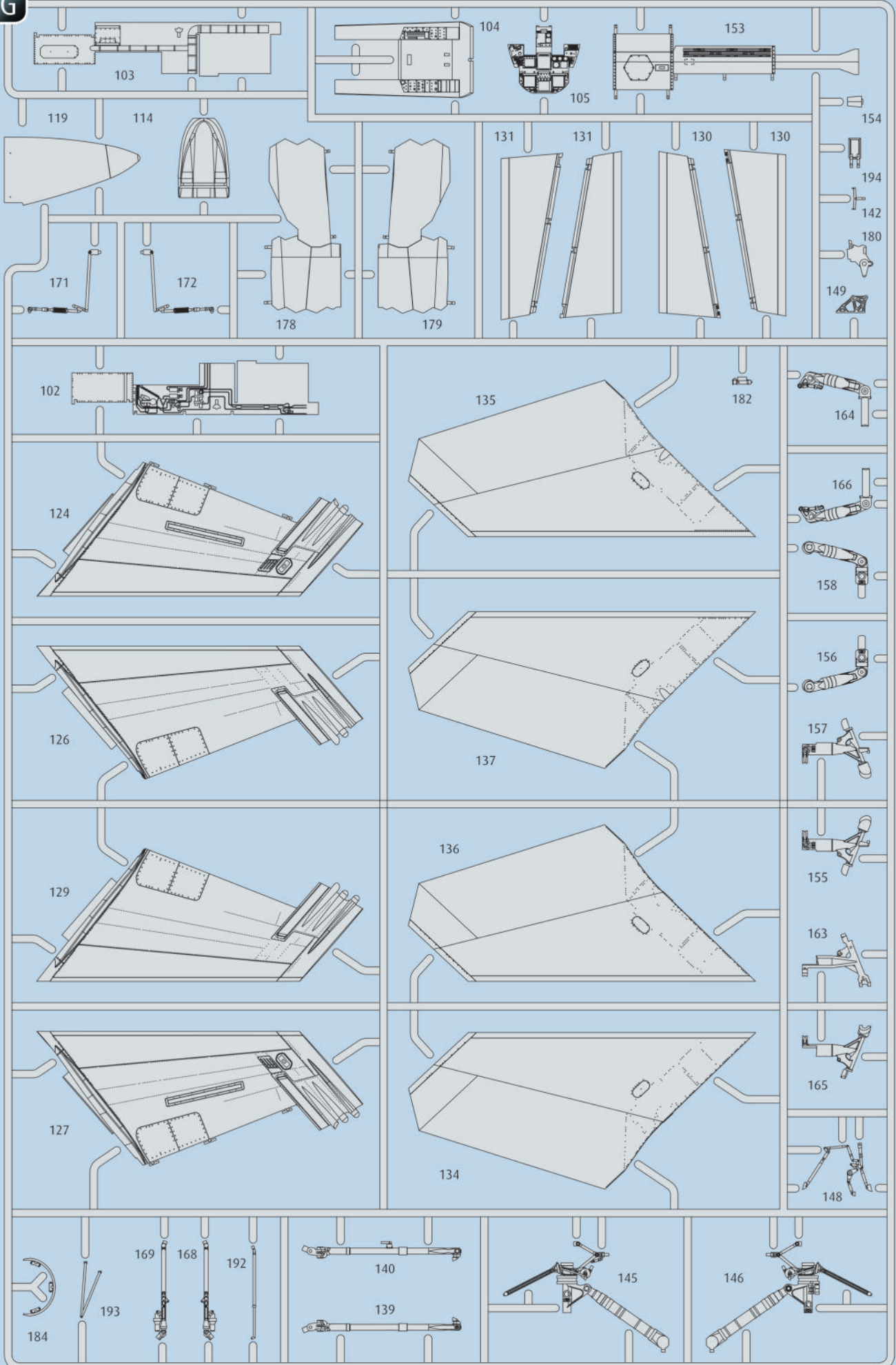
*We request your understanding that a warranty can only be accepted for current articles which have been purchased in the last 24 months. Orders for spare parts may also be subject to costs for packaging and shipping. You will be notified in advance by our Service department if such costs are incurred. The offer can then be accepted or rejected. We will not be able to process any postal requests unless correct postage has been applied to mailing! This direct service applies to the countries: Germany, Benelux, Austria, France, and the United Kingdom. Spare part orders from other countries are processed by the local distributors. Please contact your dealer.

Hebt u reserveonderdelen nodig?

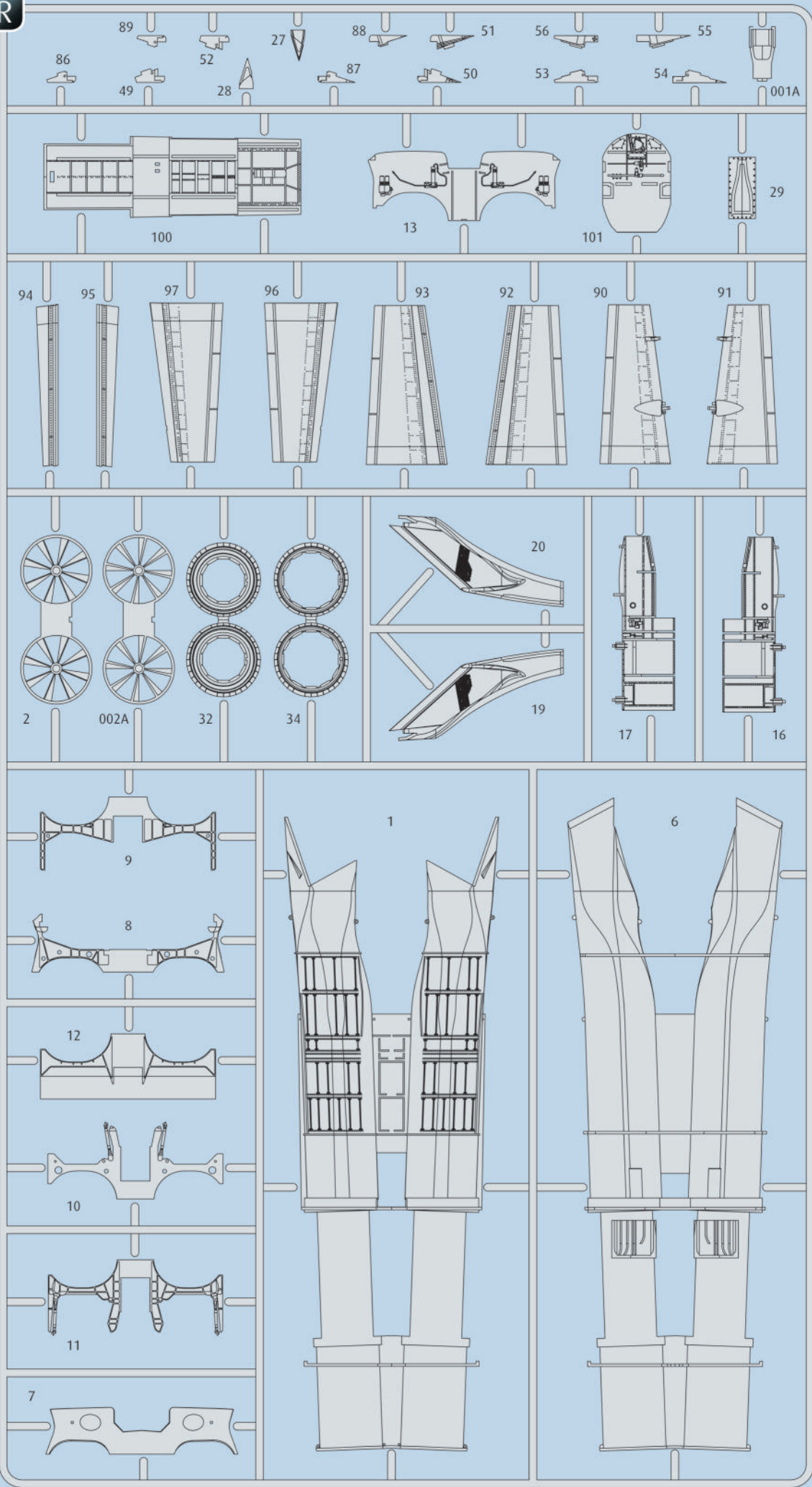
Geen probleem! Neem eenvoudig contact op met de klantenservice van Revell en geef ons het artikel- en onderdeelnummer door. U kunt ons bereiken op service@revell.de of per post: Revell GmbH, Afdeling X, Henschelstr. 20-30, D-32257 Bünde.*

*Wij vragen uw begrip voor de omstandigheid, dat er alleen garantie kan worden geboden voor actuele artikelen, die in de afgelopen 24 maanden zijn gekocht. Met het bestellen van reserveonderdelen kunnen kosten gemoeid zijn, bijv. voor verpakking en verzending. U wordt vooraf schriftelijk door onze klantenservice op de hoogte gesteld als er kosten zouden ontstaan. Het aanbod kan dan worden aangenomen of afgewezen. Wij nemen geen ongefrankeerde bestellingen van reserveonderdelen aan! Deze rechtstreekse service wordt verleend in de landen Duitsland, de Benelux, Oostenrijk, Frankrijk en Groot-Brittannië. Bestellingen van reserveonderdelen in de overige landen worden afgewikkeld via de betreffende distributeurs. Neem hiervoor contact op met uw verkoper.

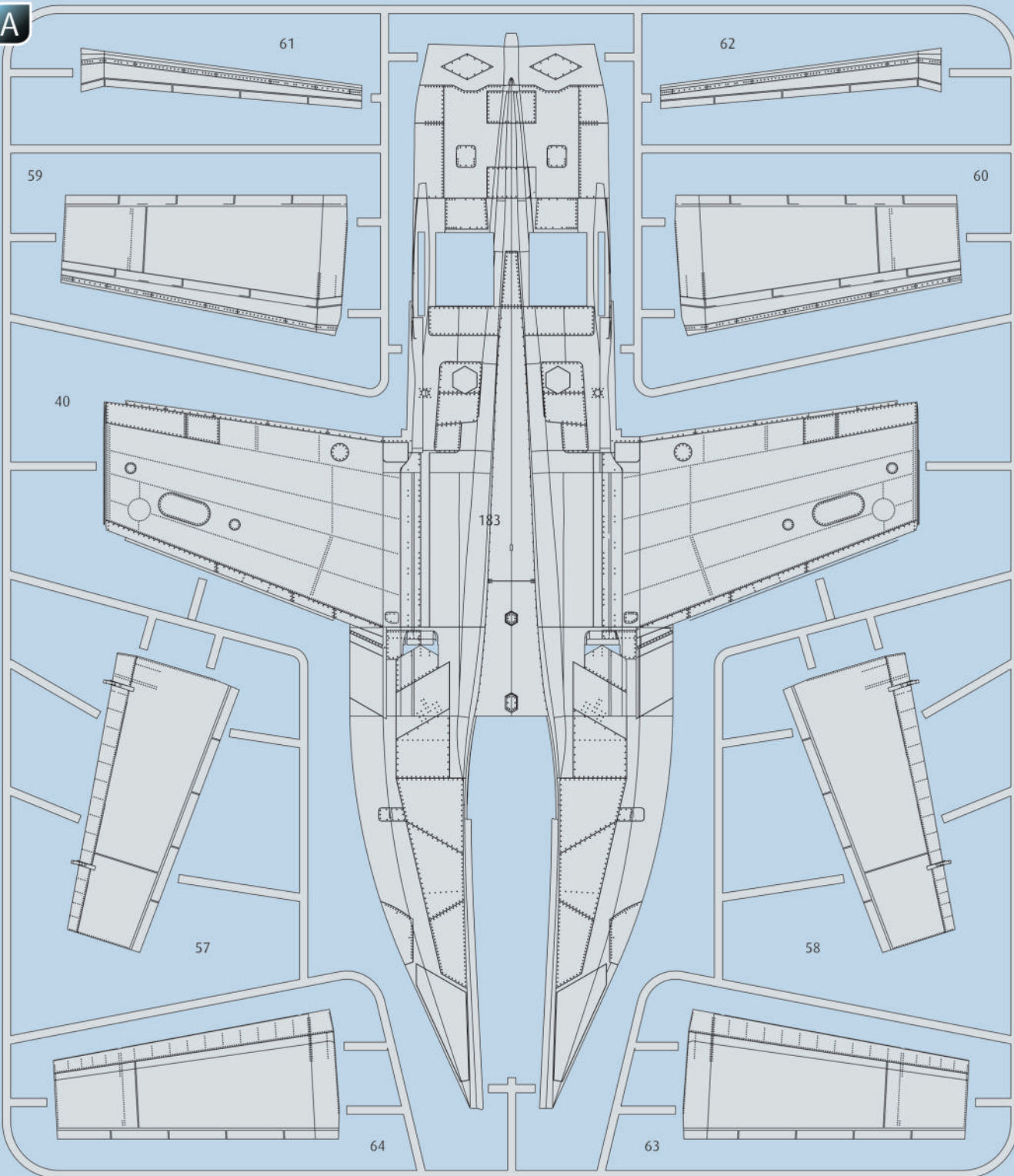
G



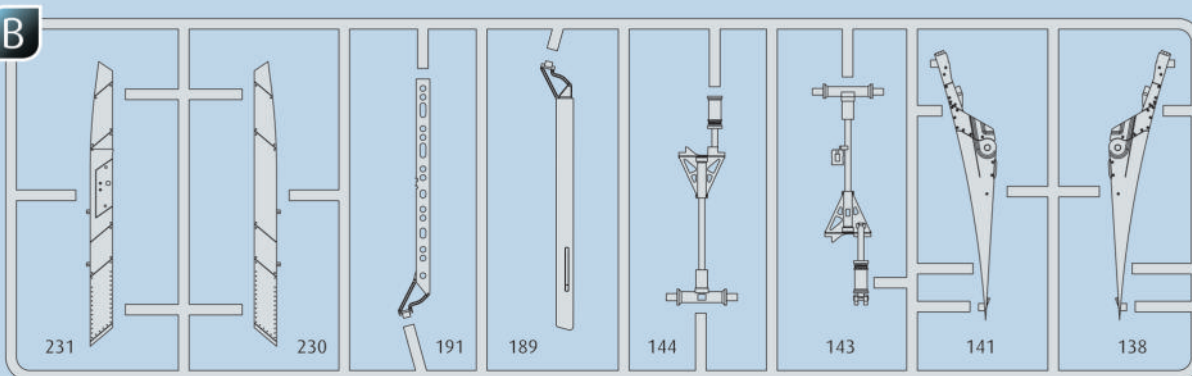
R

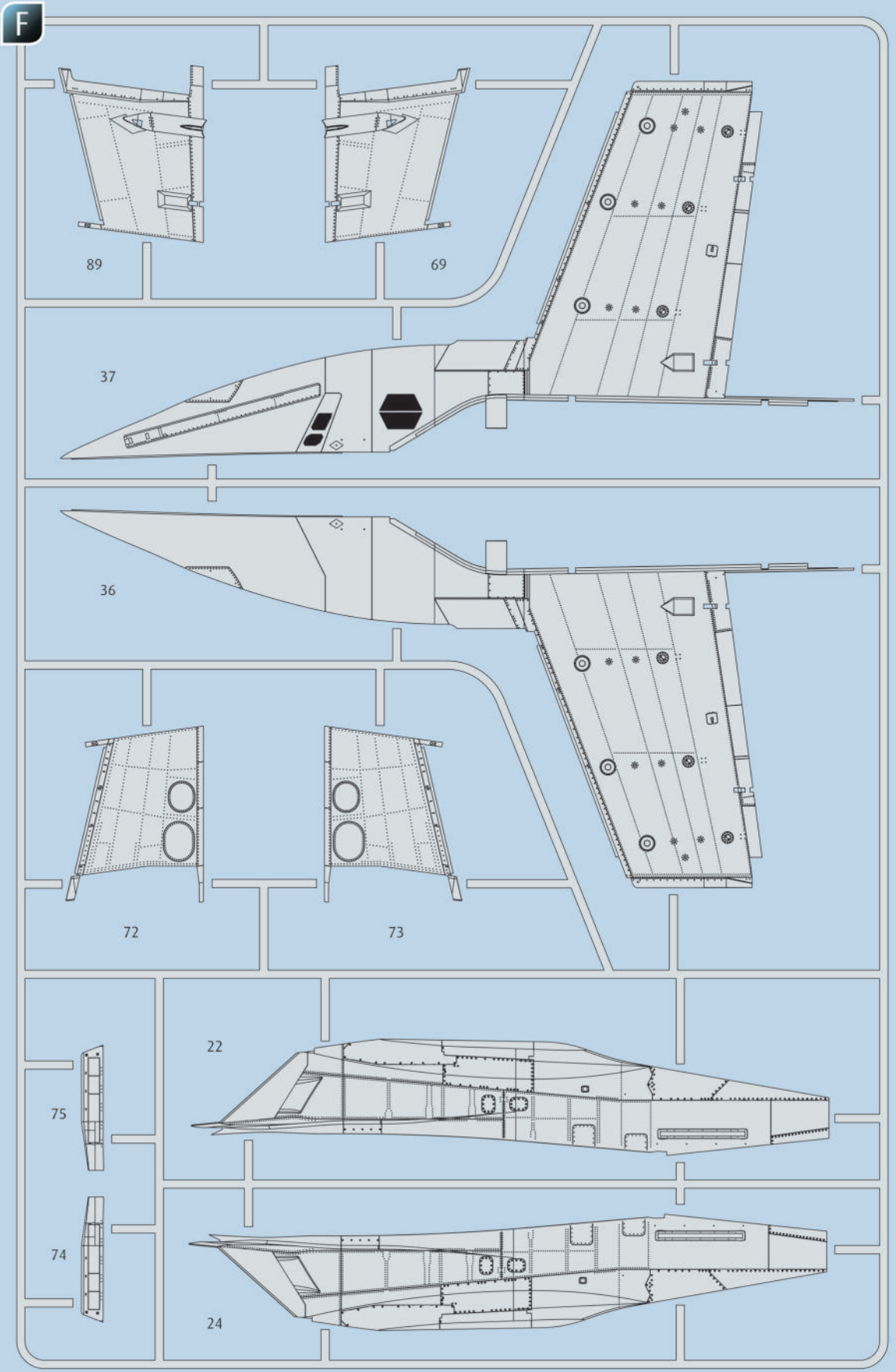
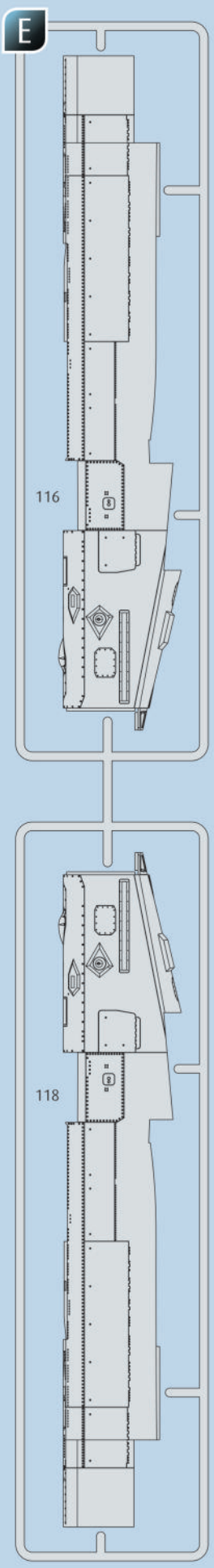


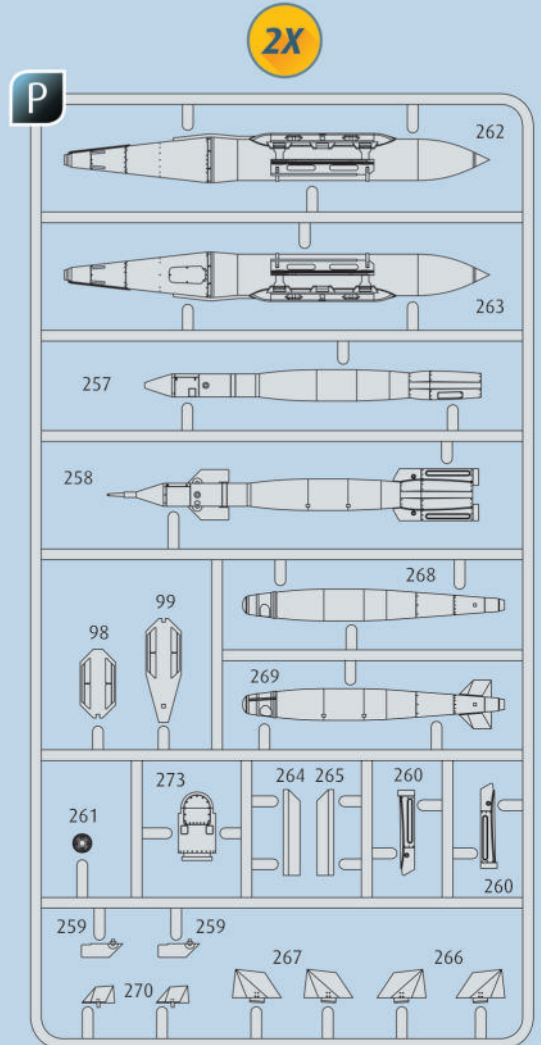
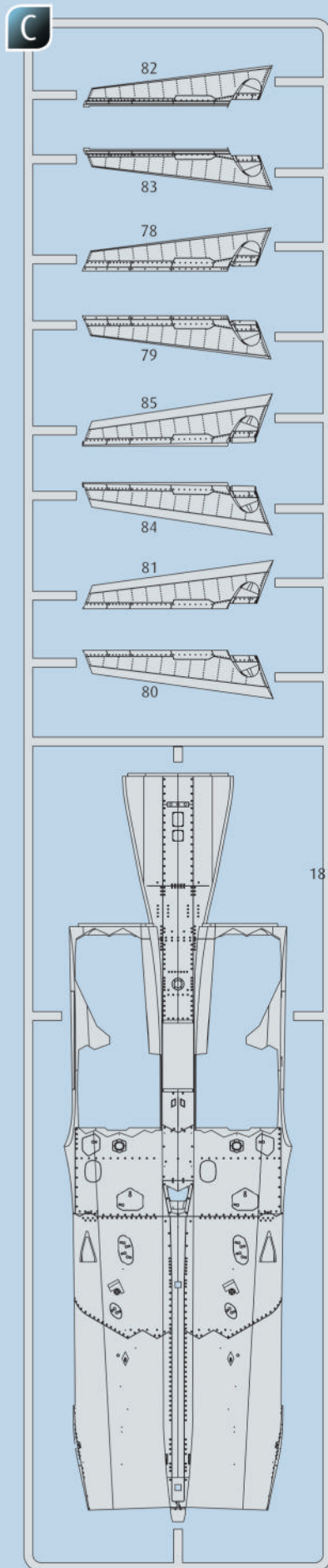
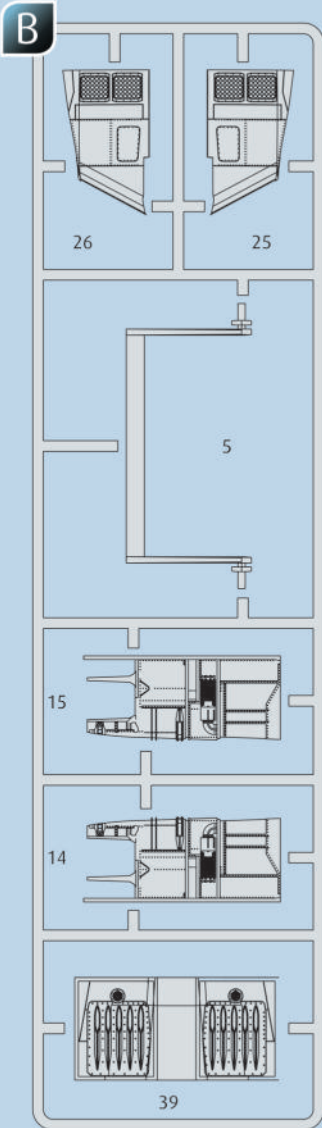
A



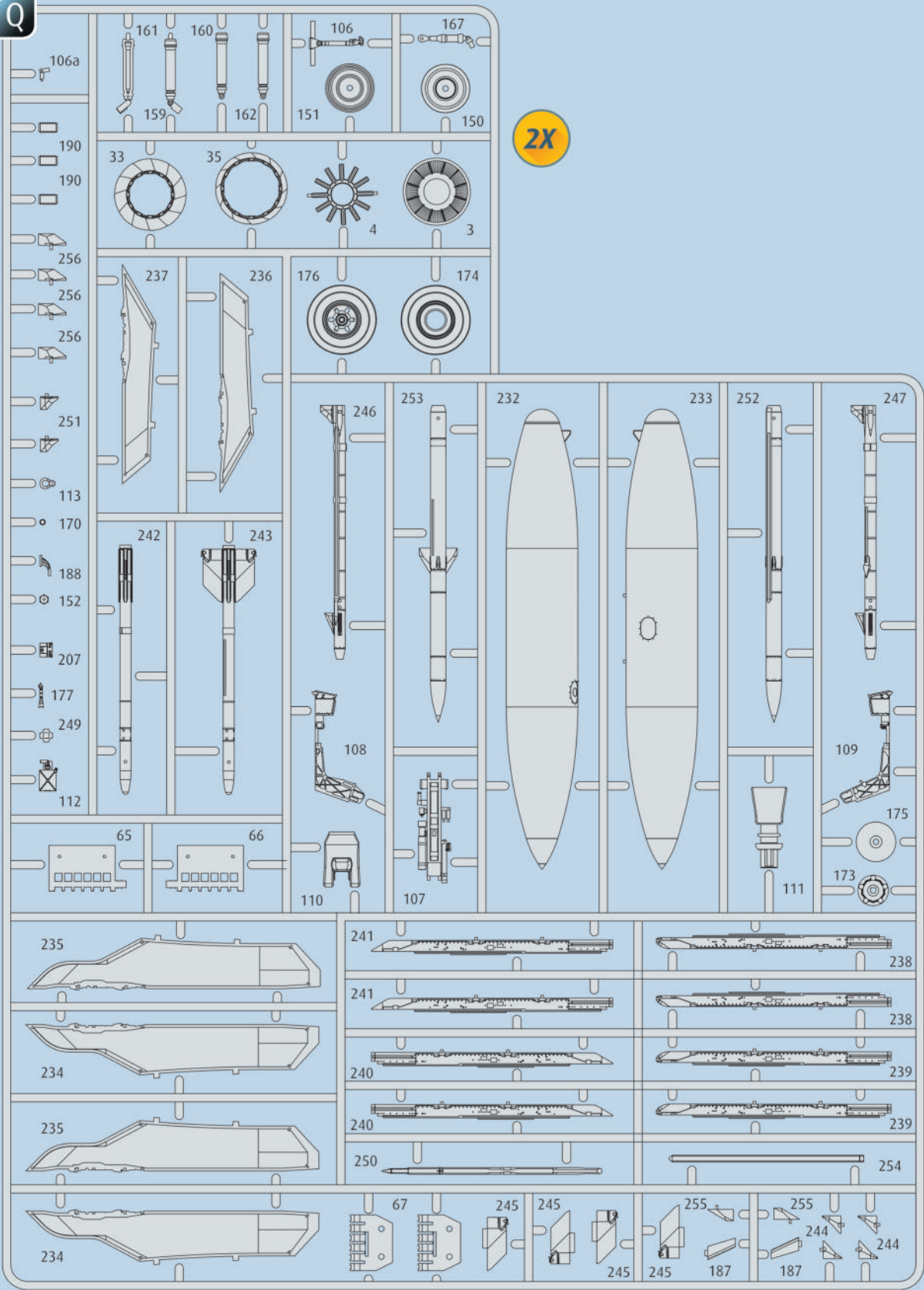
B





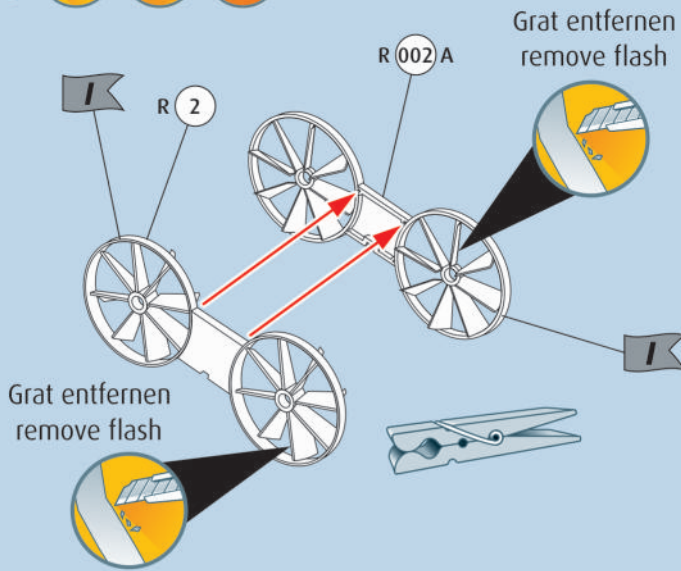


Q

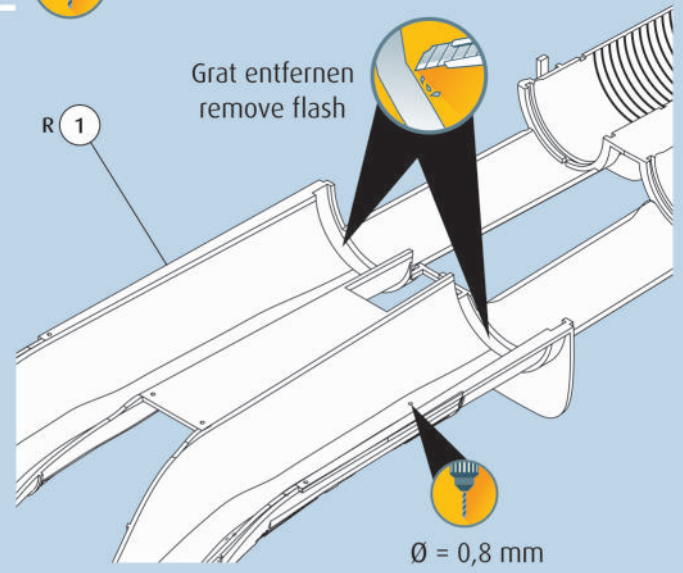


2X

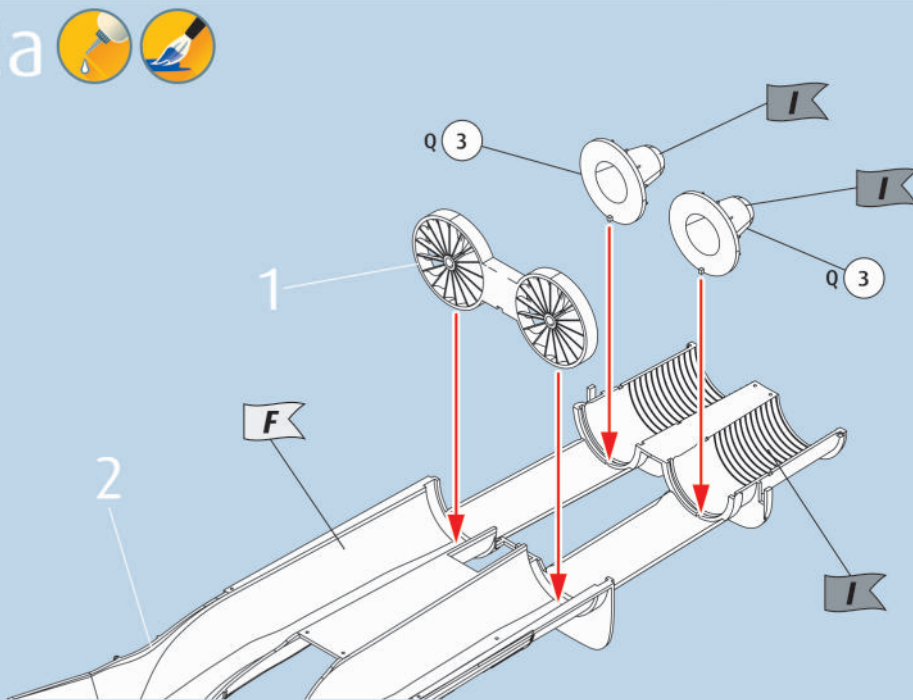
1



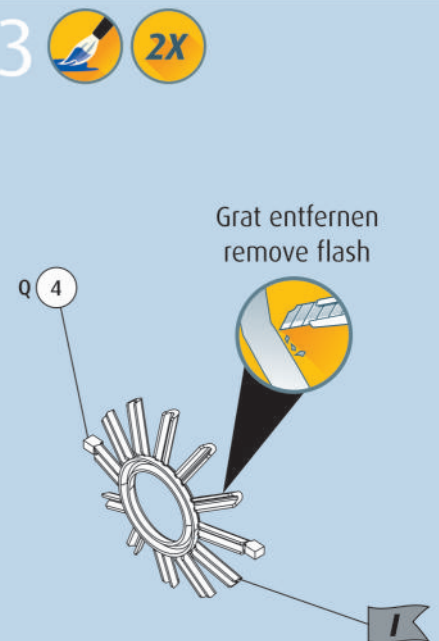
2



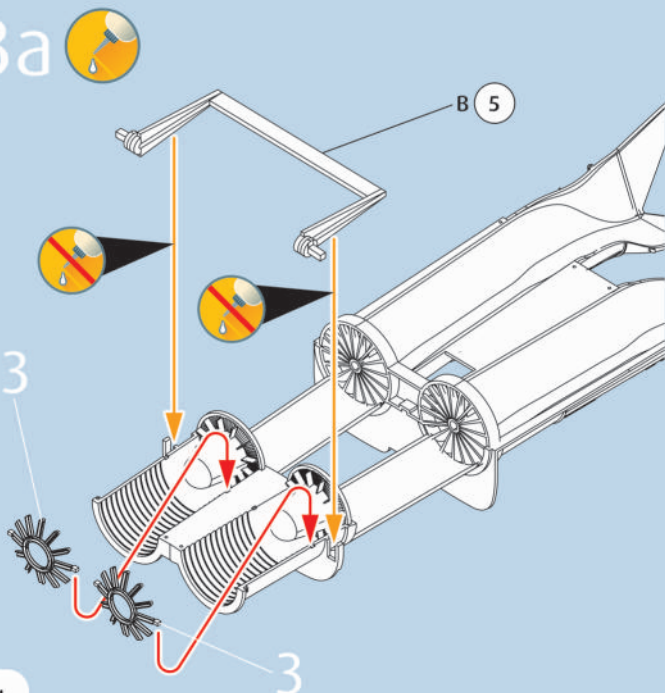
2a



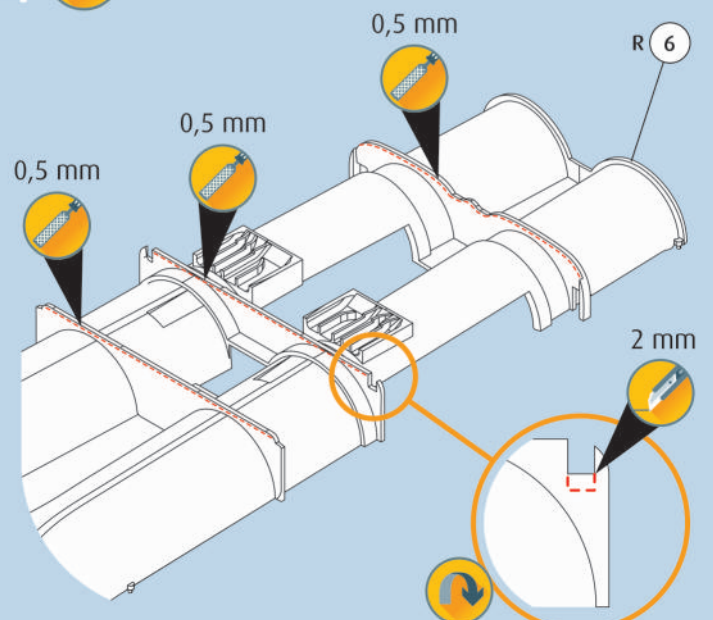
3



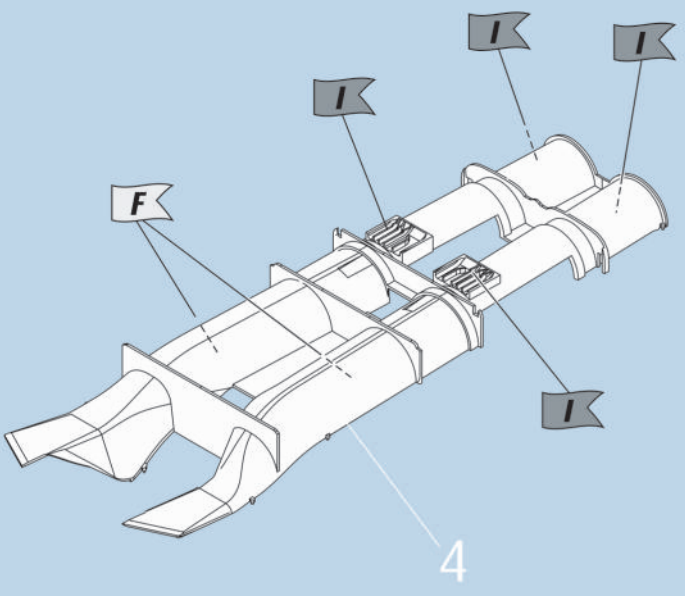
3a



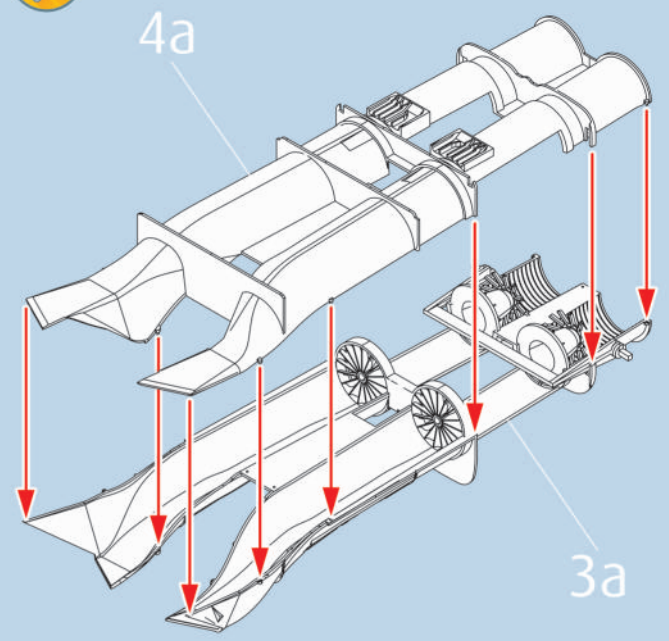
4



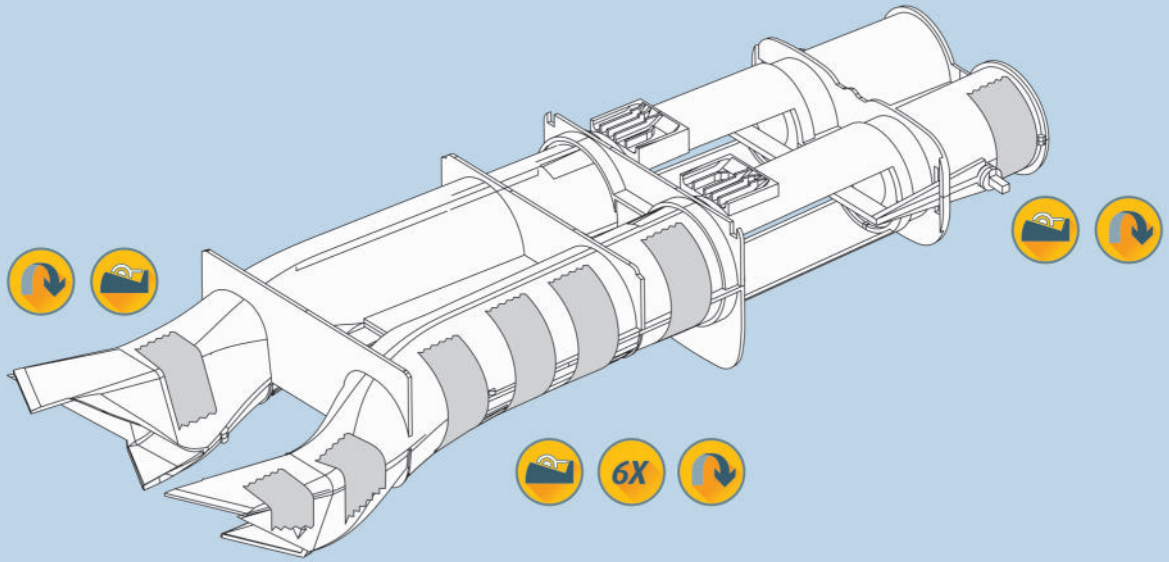
4a 



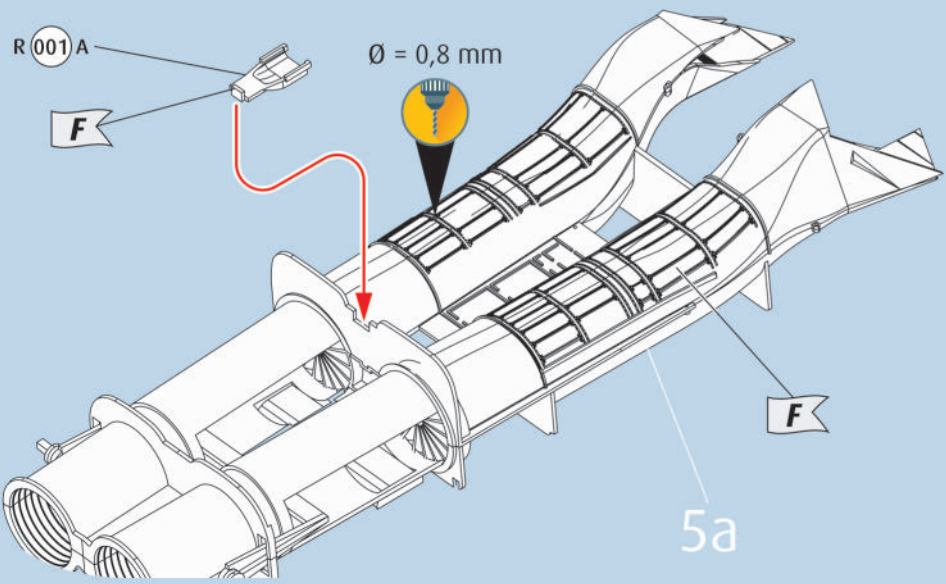
5 



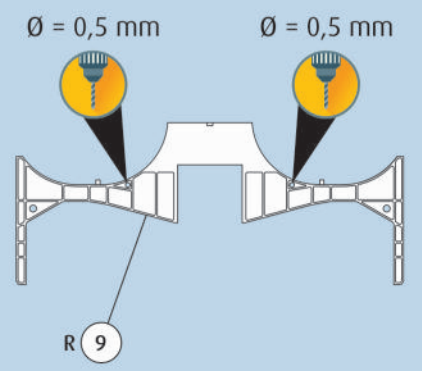
5a 



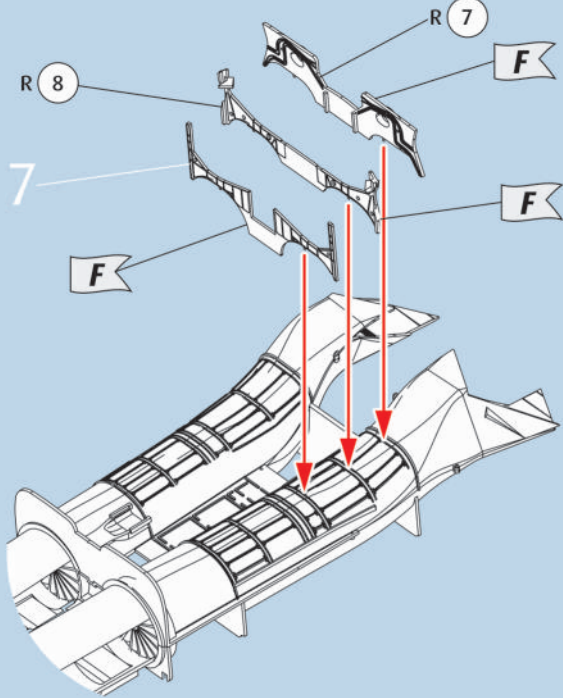
6  



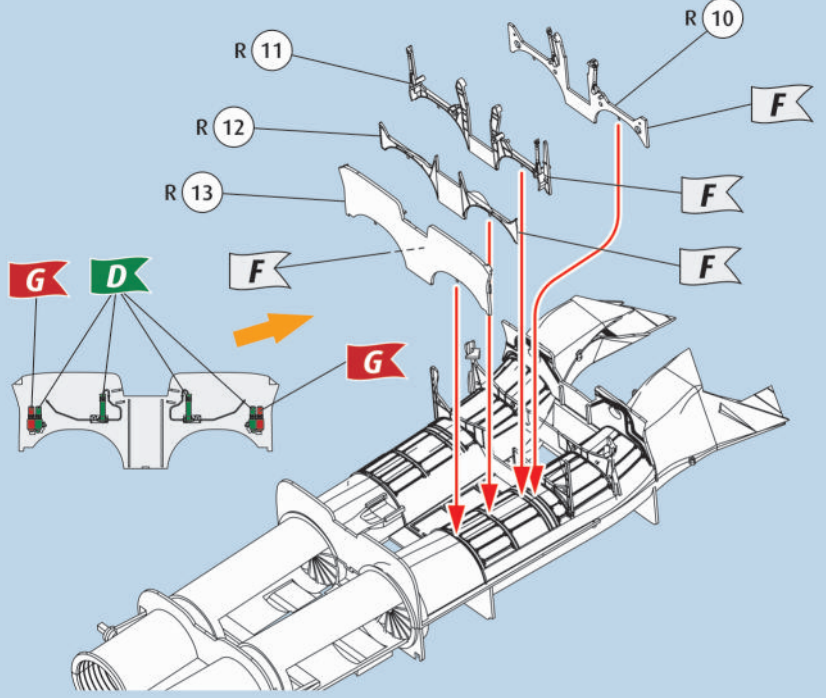
7 



7a



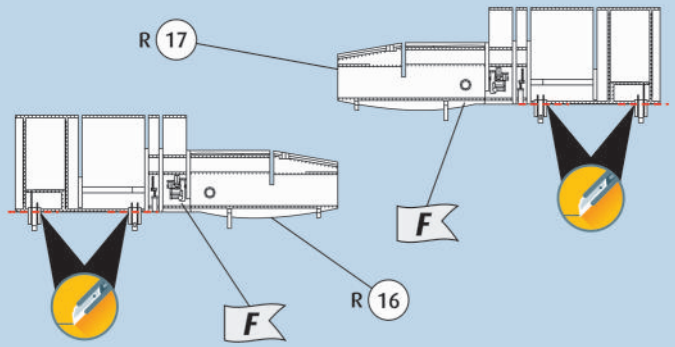
7b



8

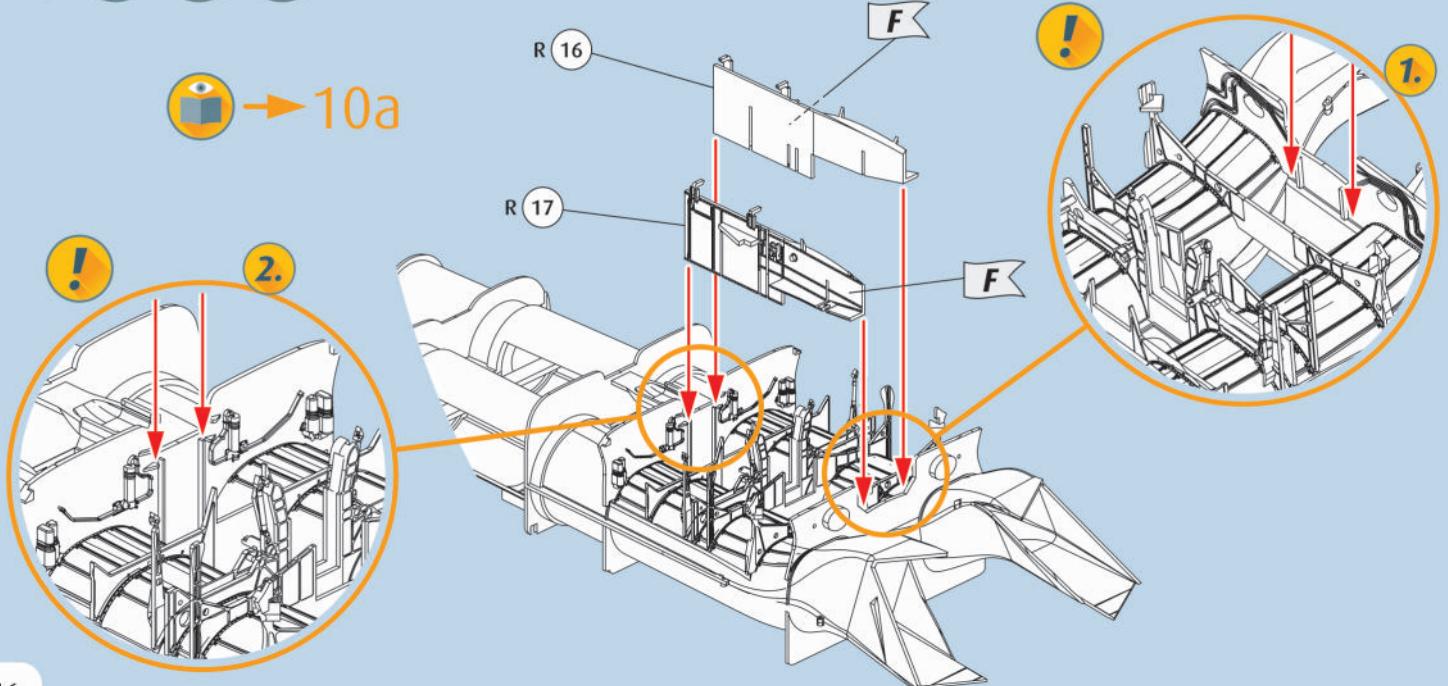


9

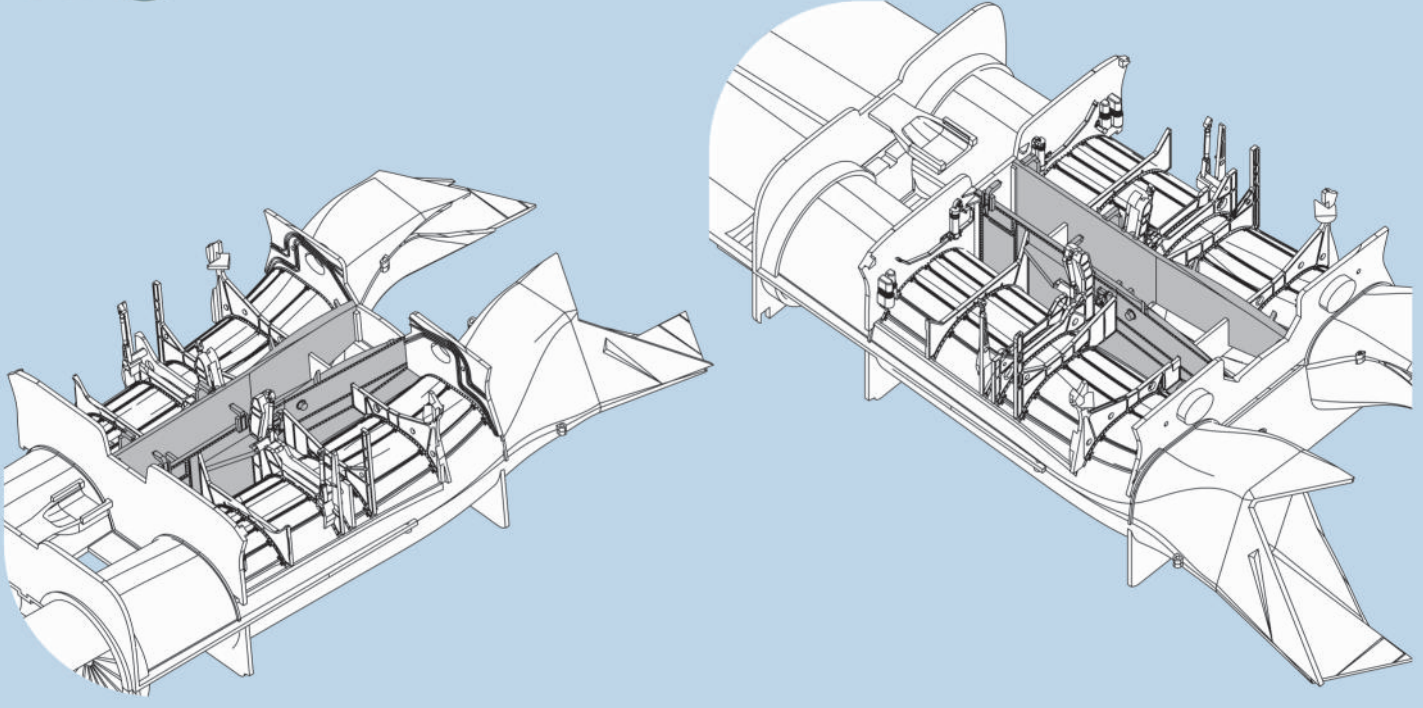


10

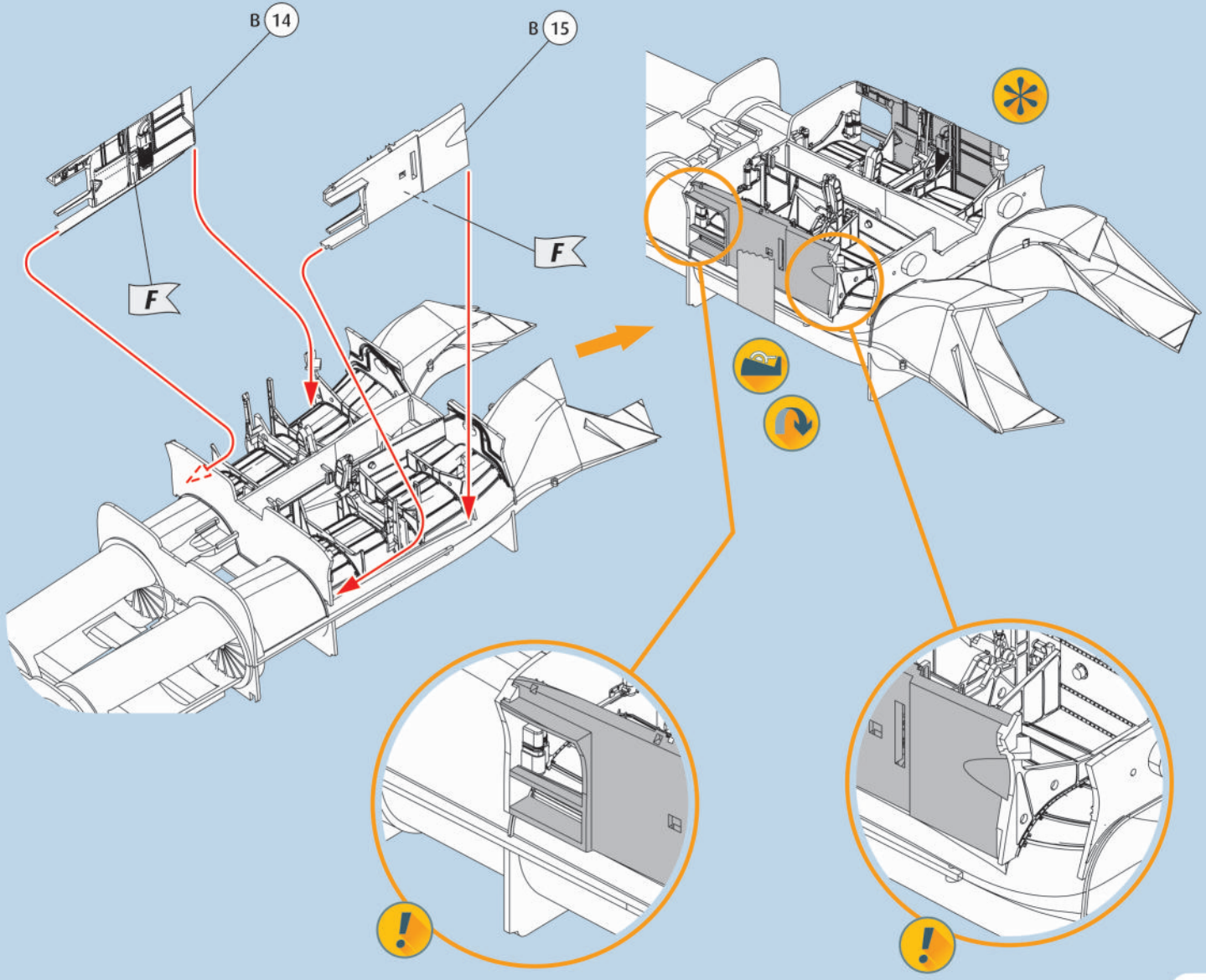
10a

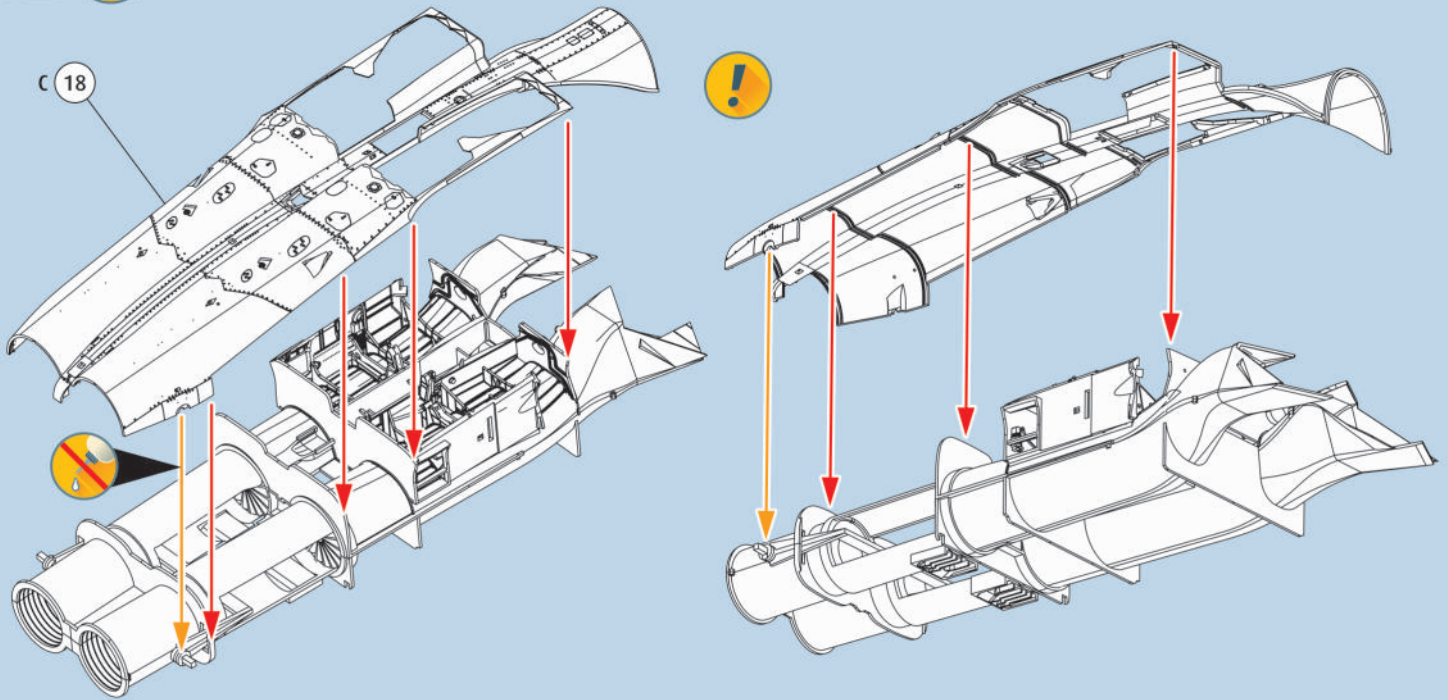
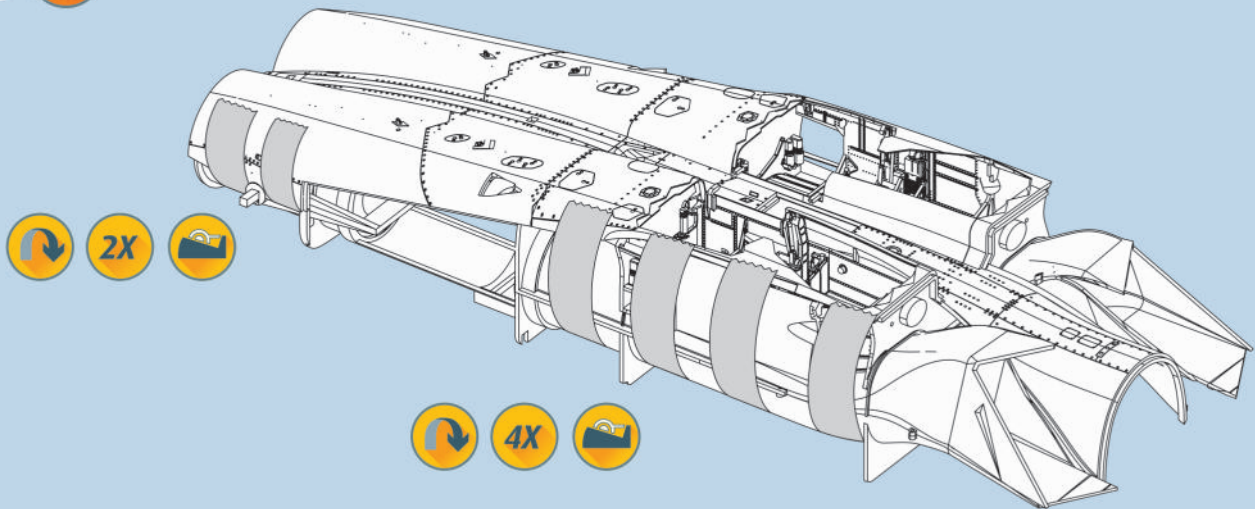
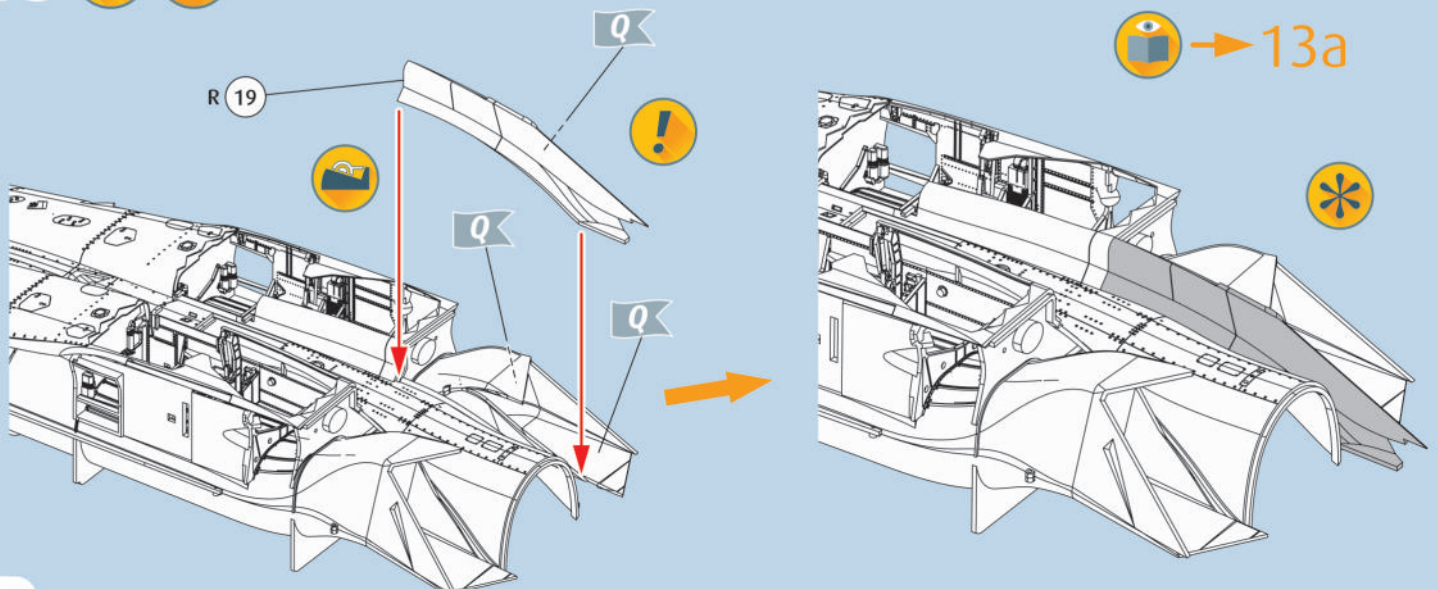


10a

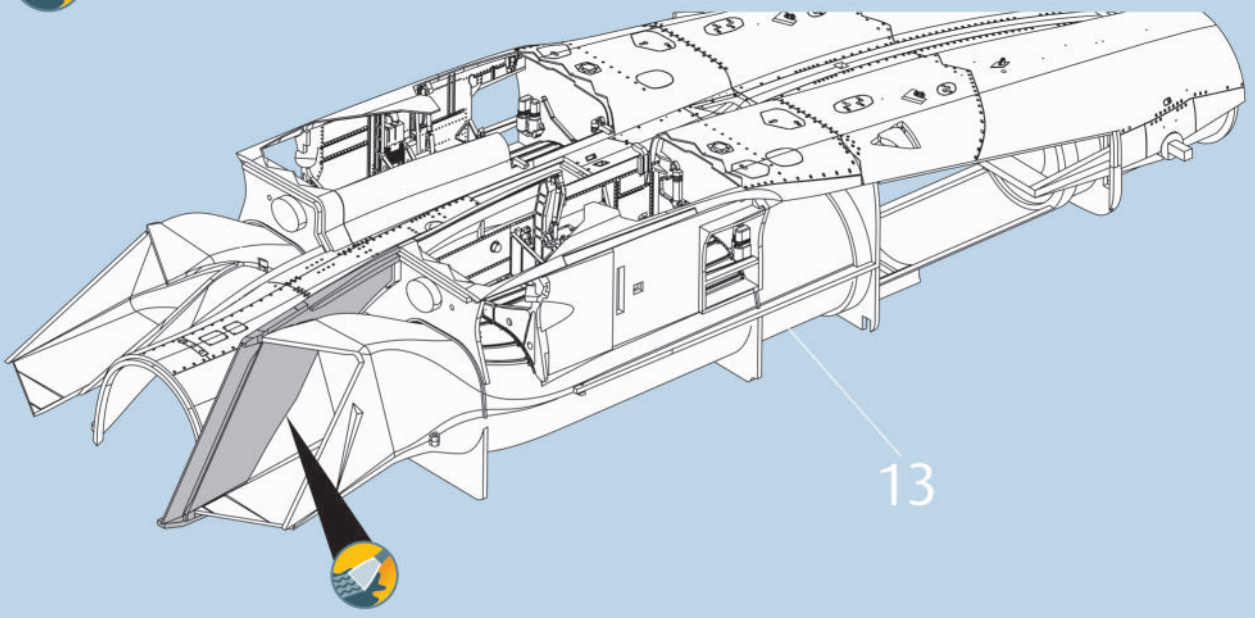


11

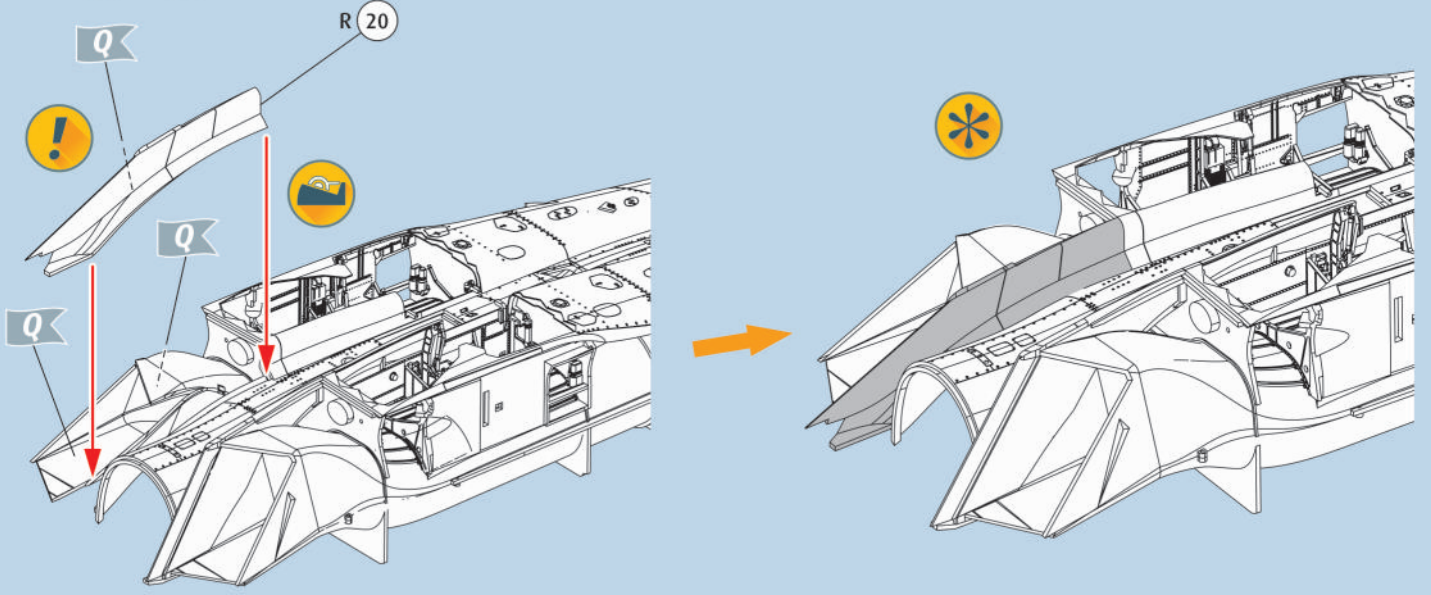


12 12a 13  

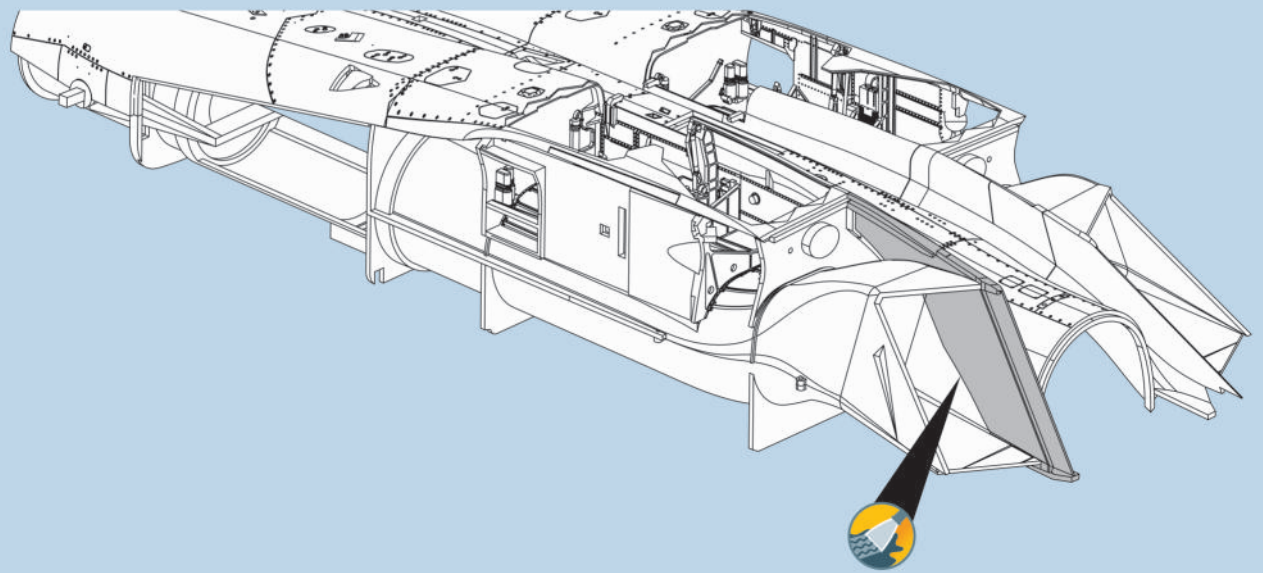
13a

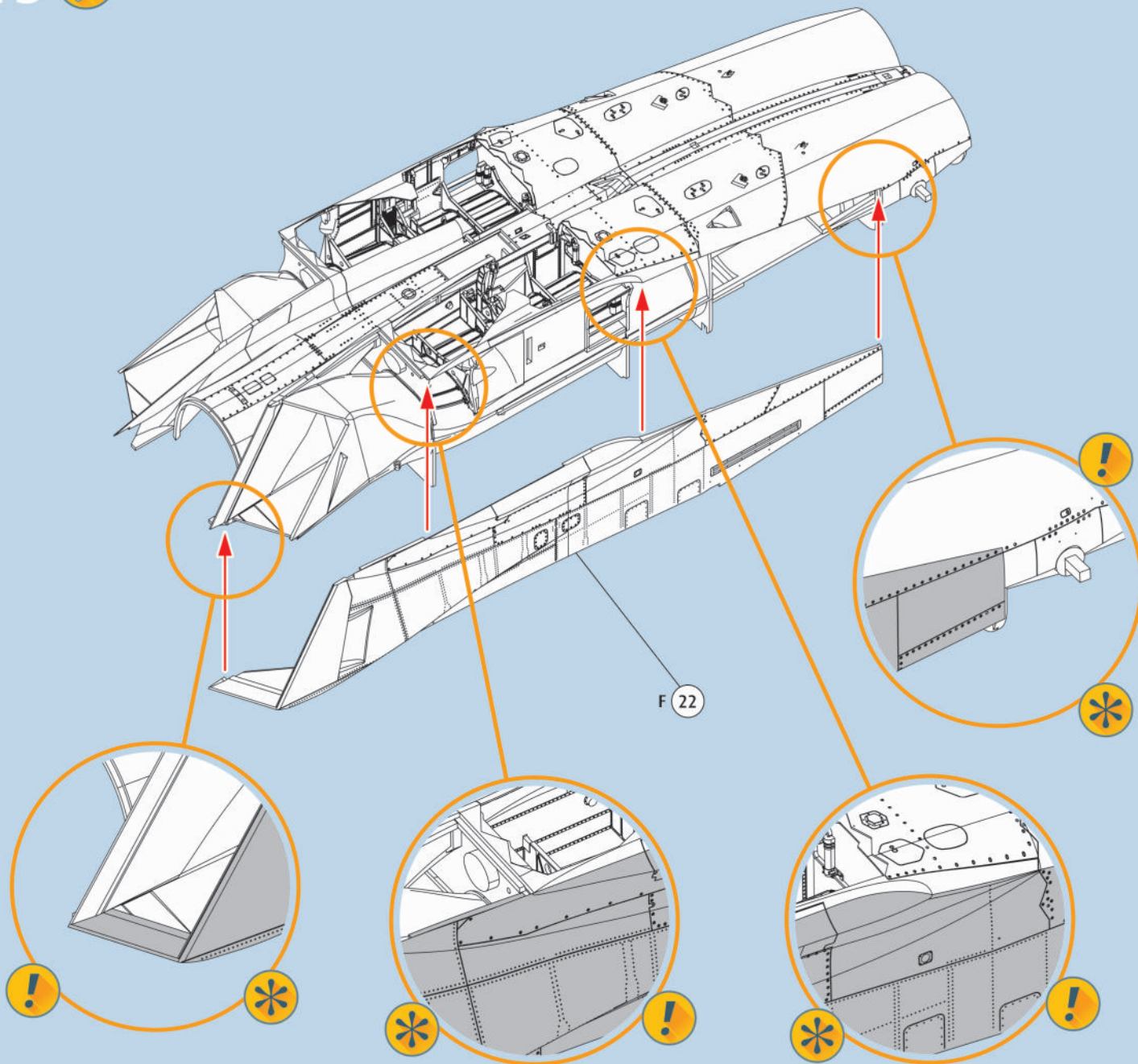
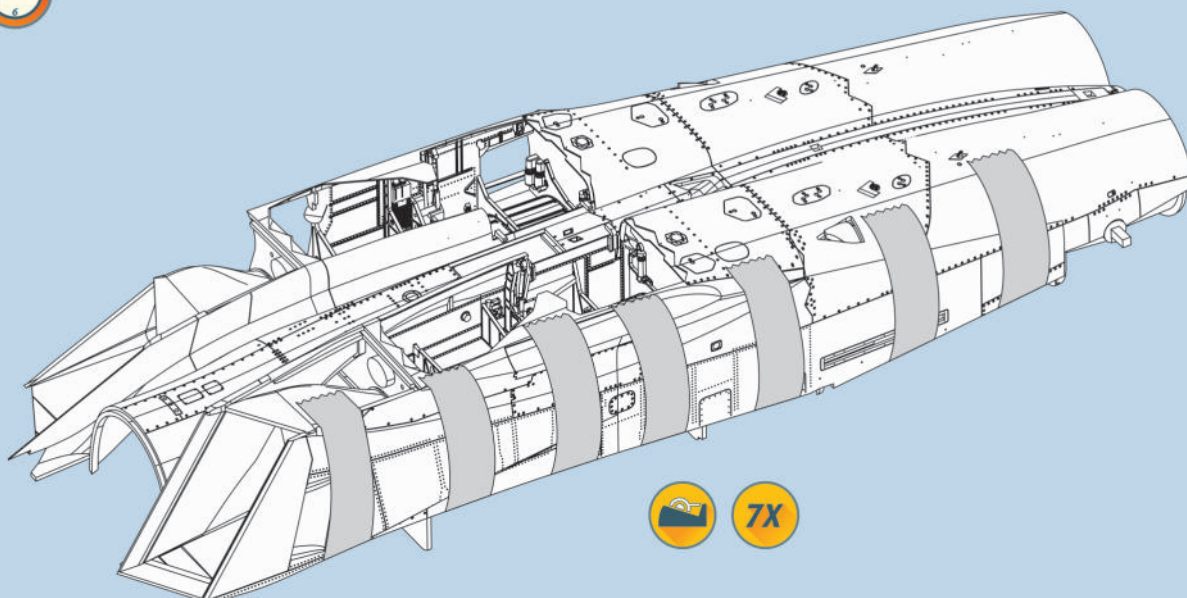


14

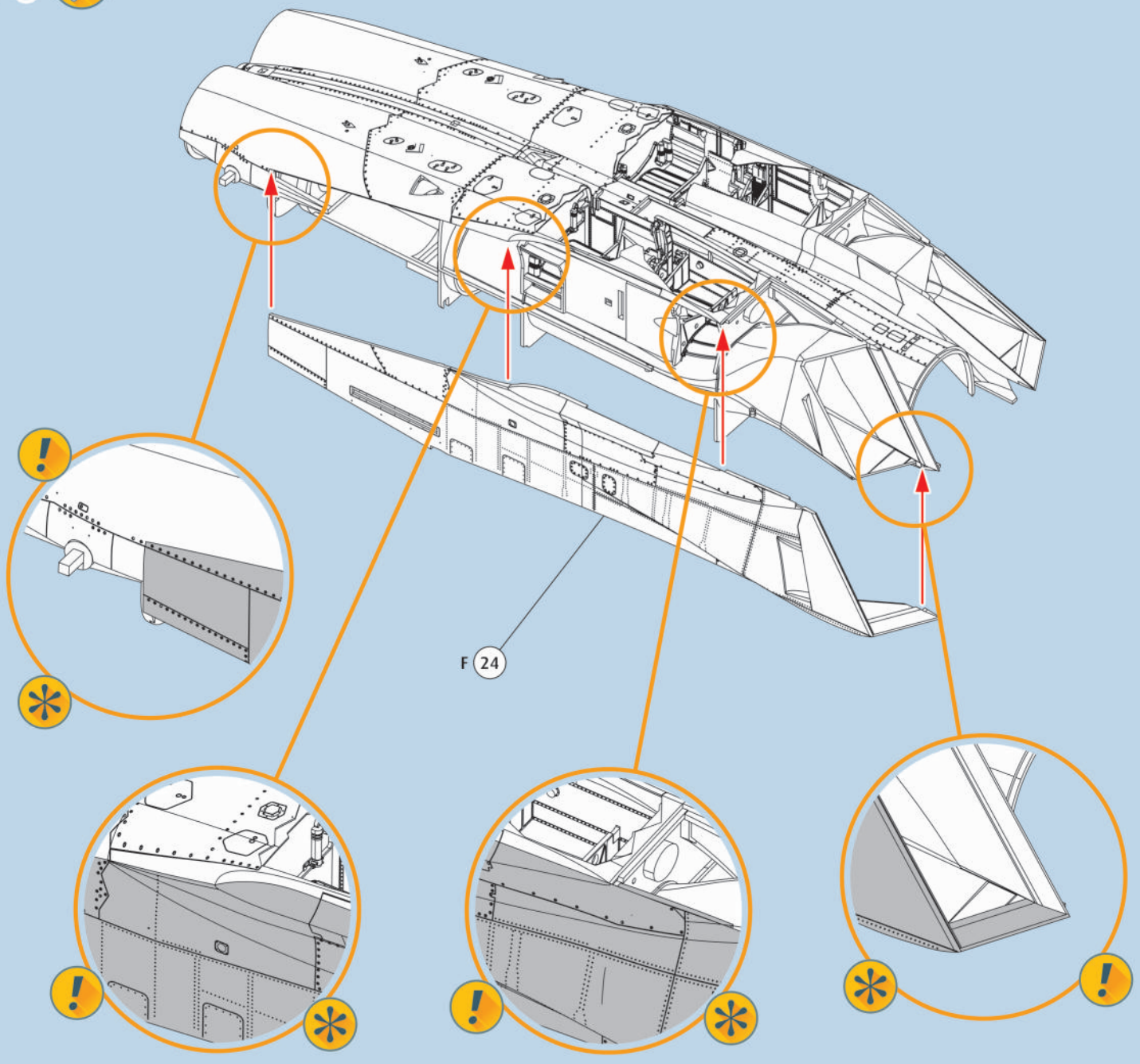


14a

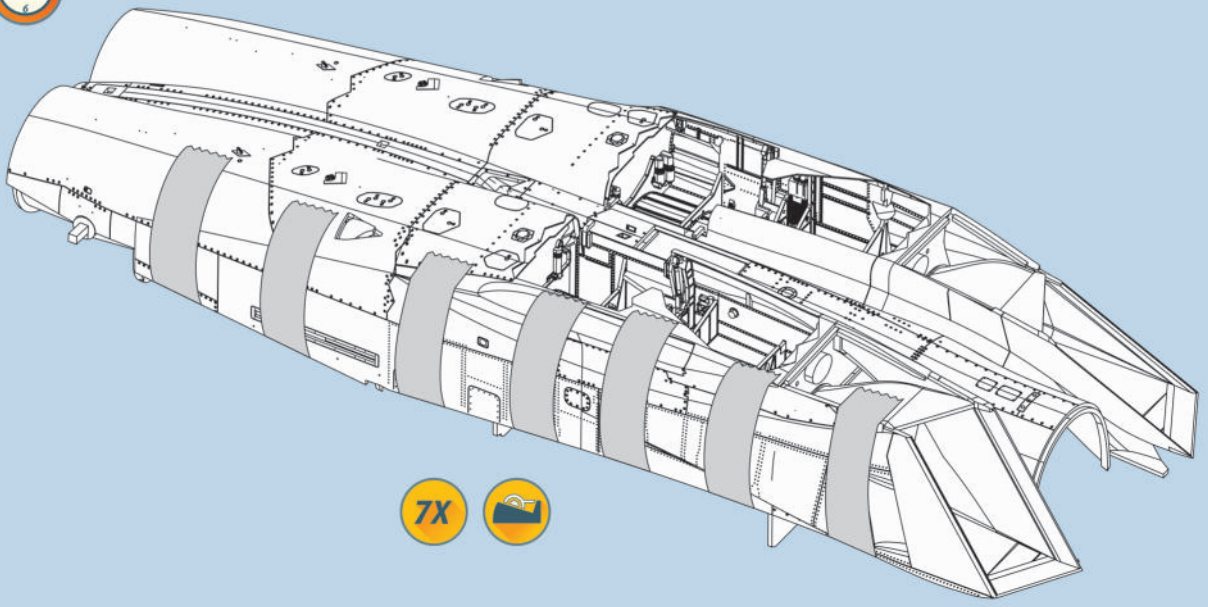


15 15a 

16

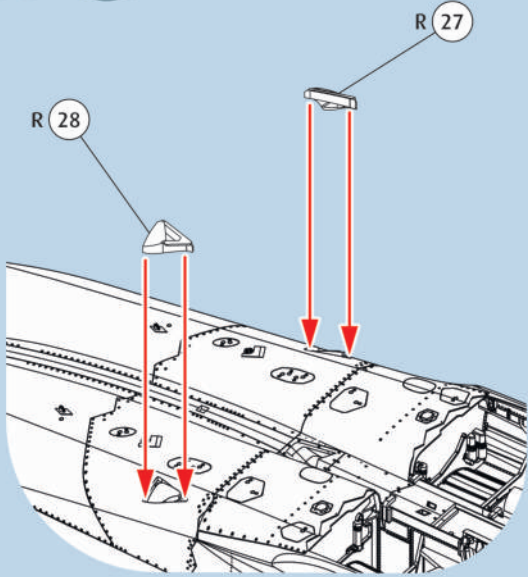


16a

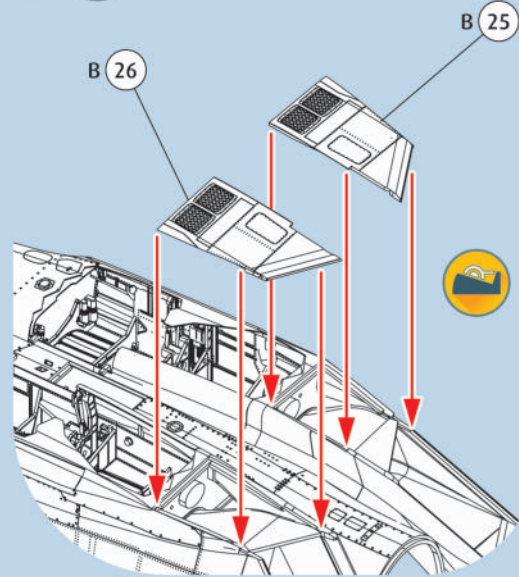


7X

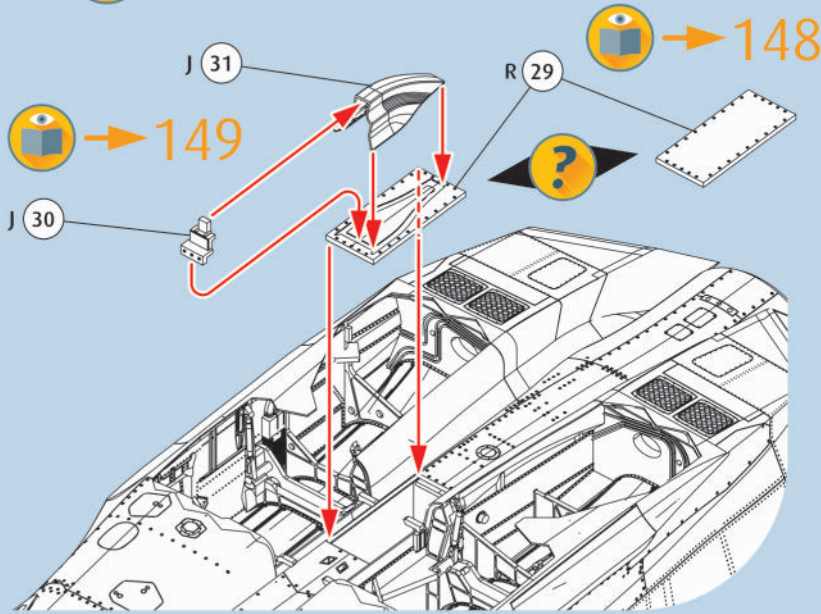
17 



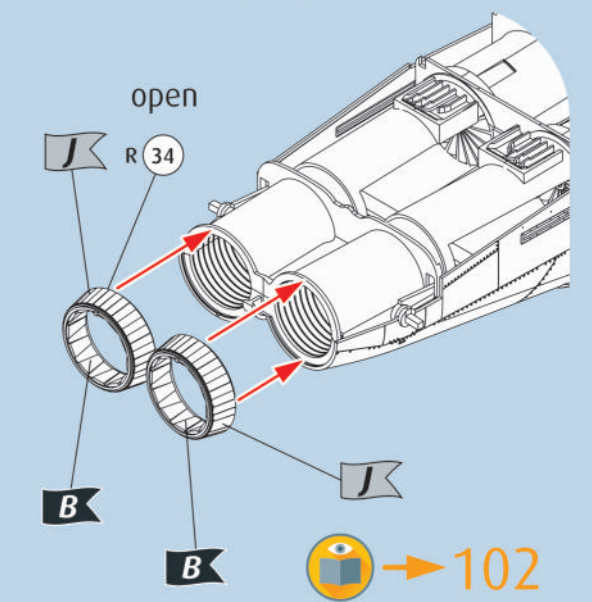
18 



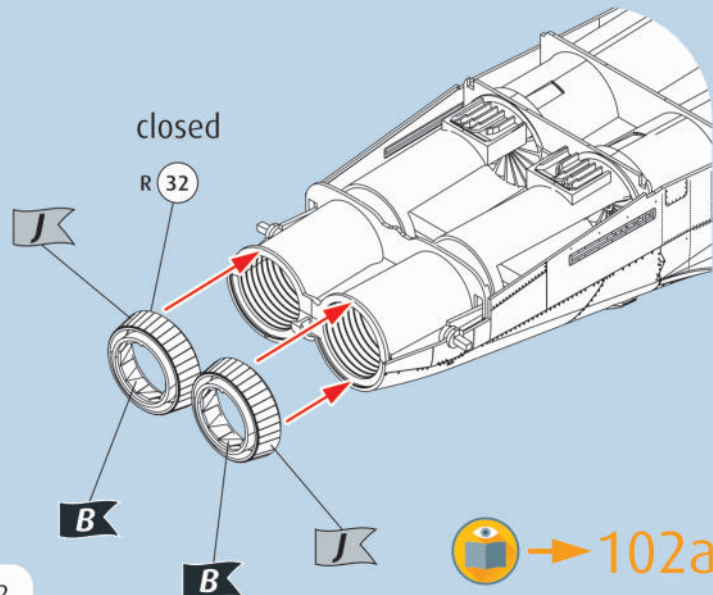
19 



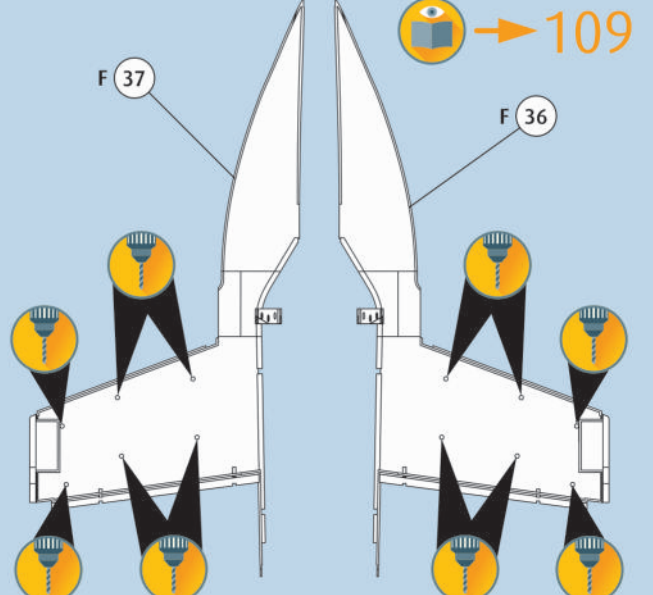
20   



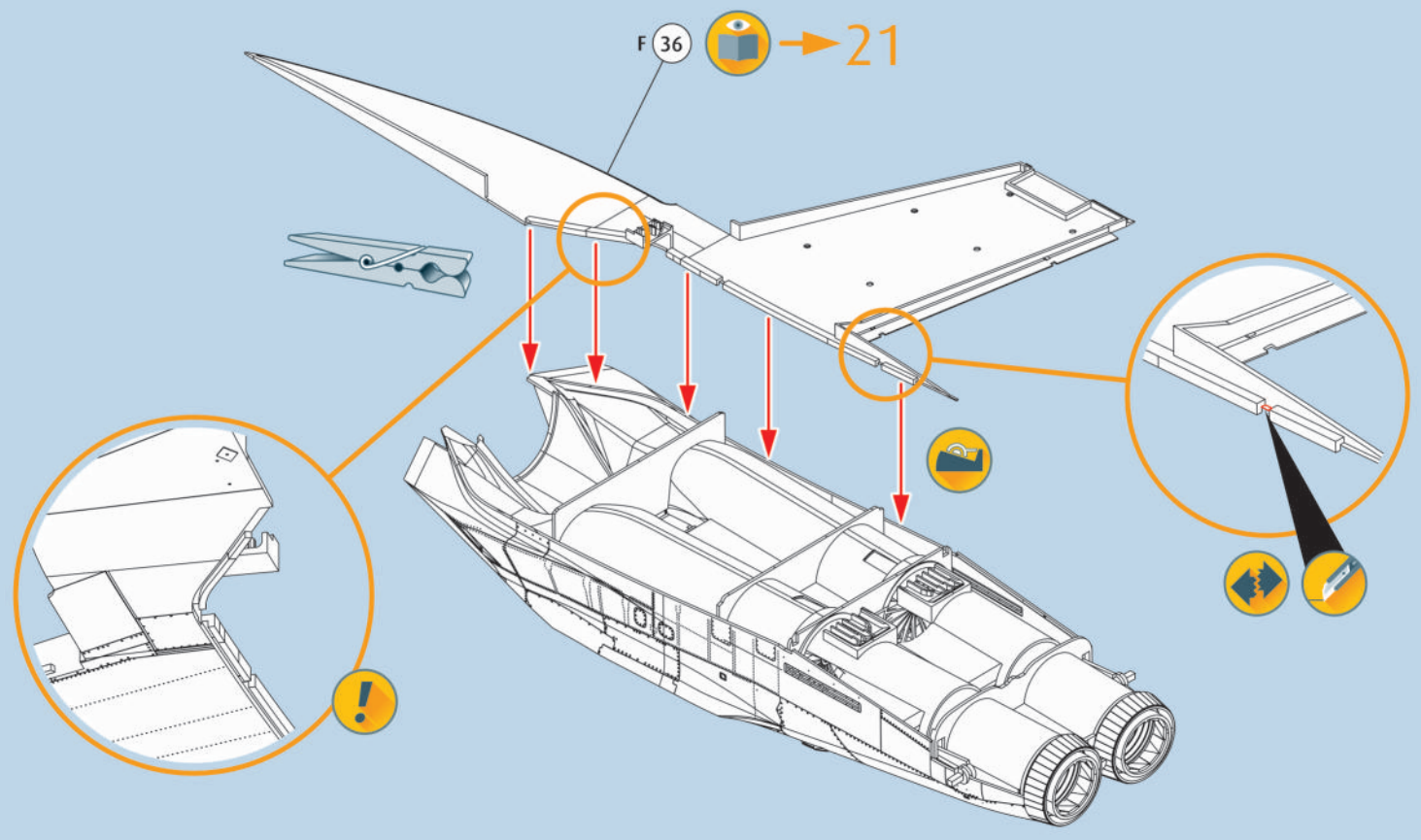
20a   



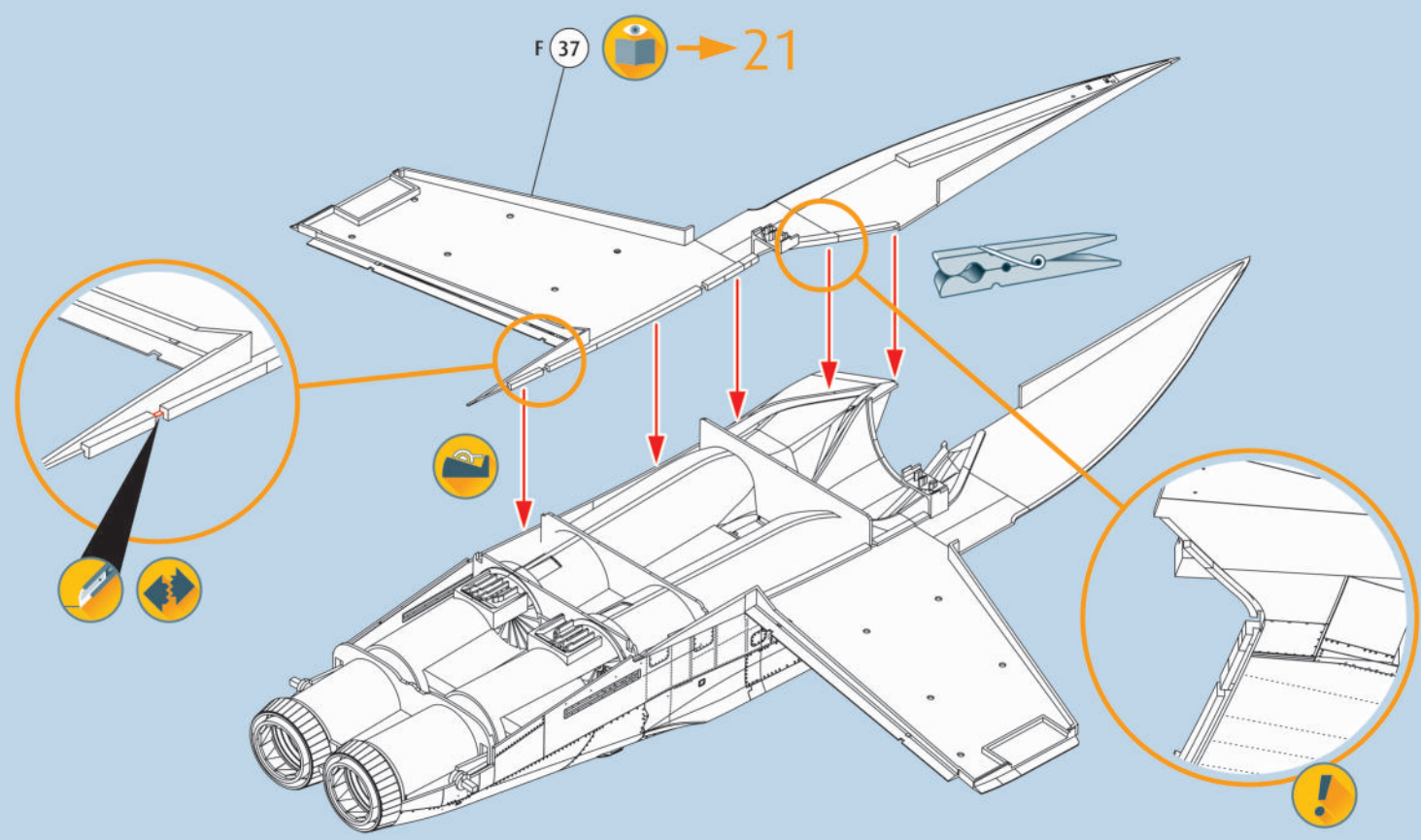
21  



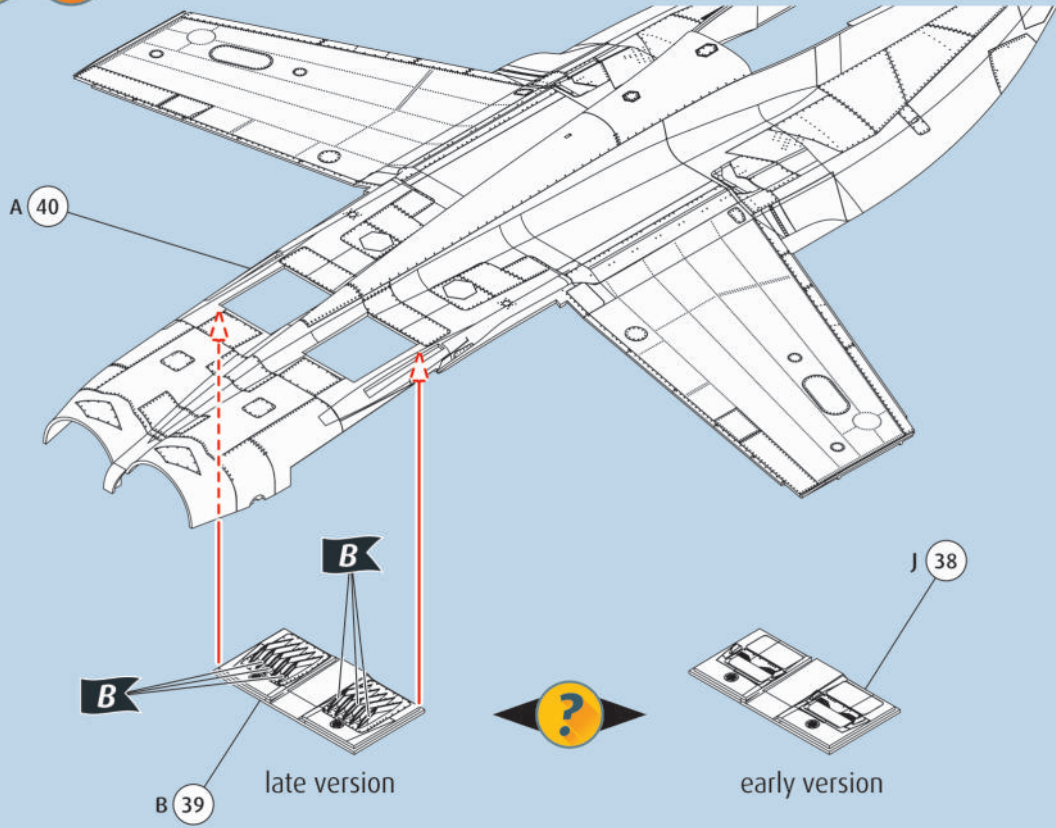
22



22a



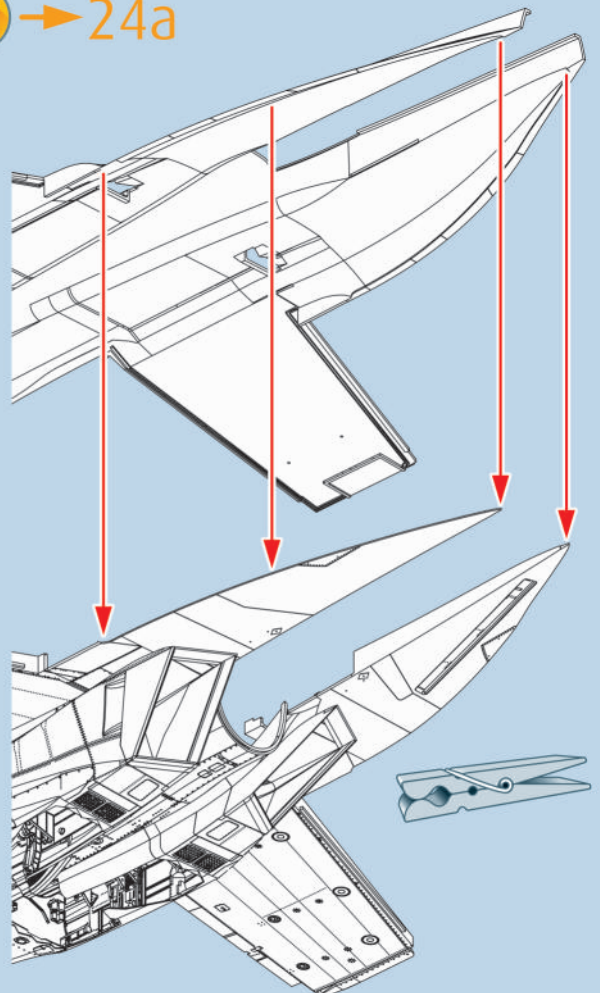
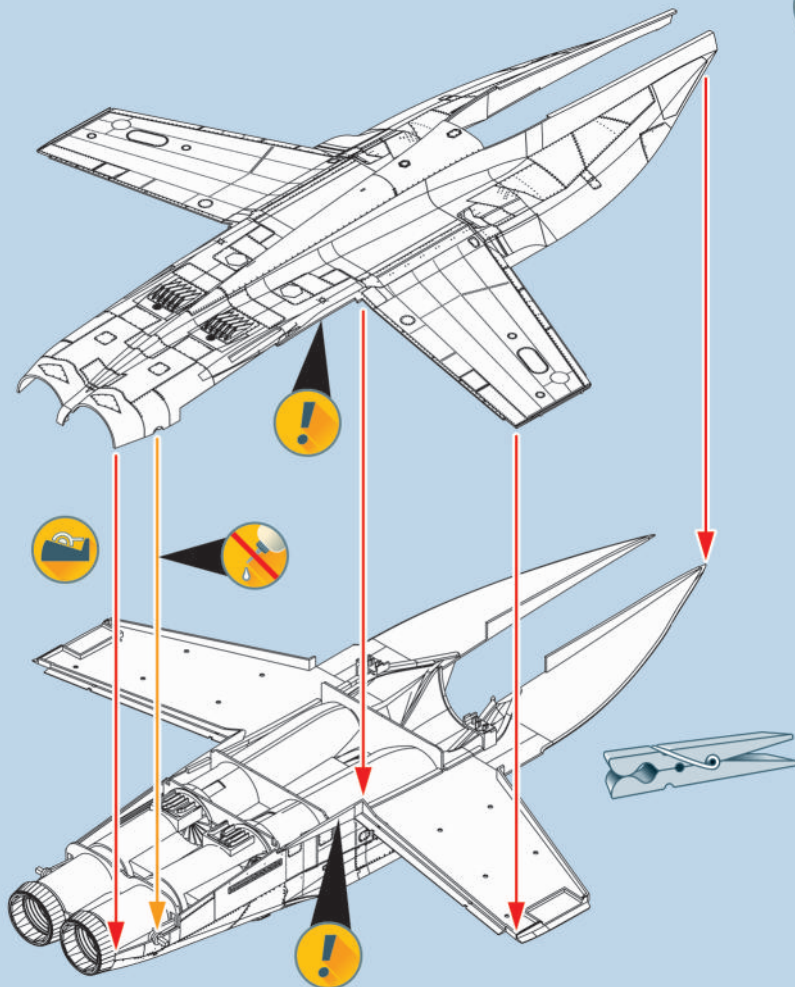
23



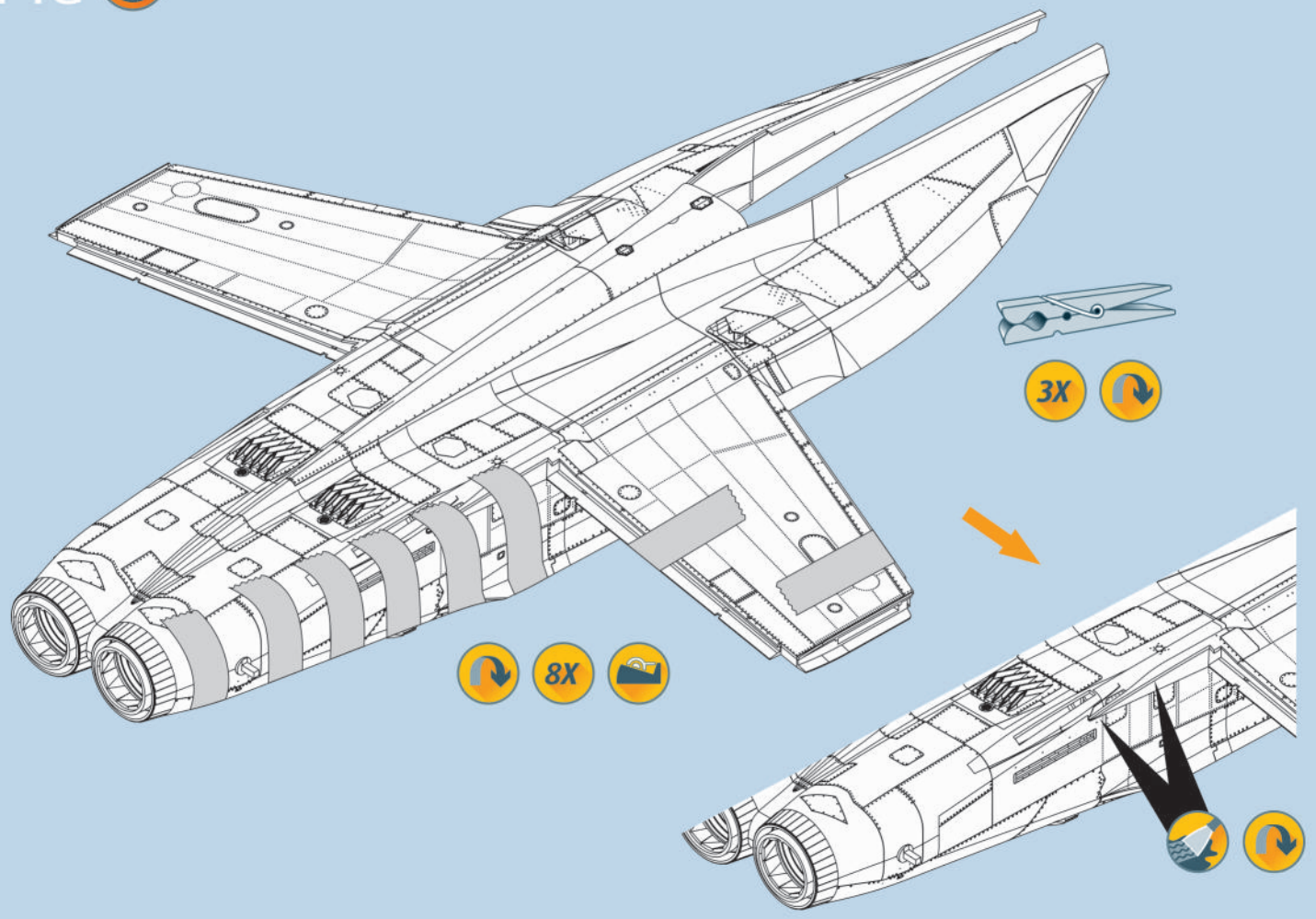
24



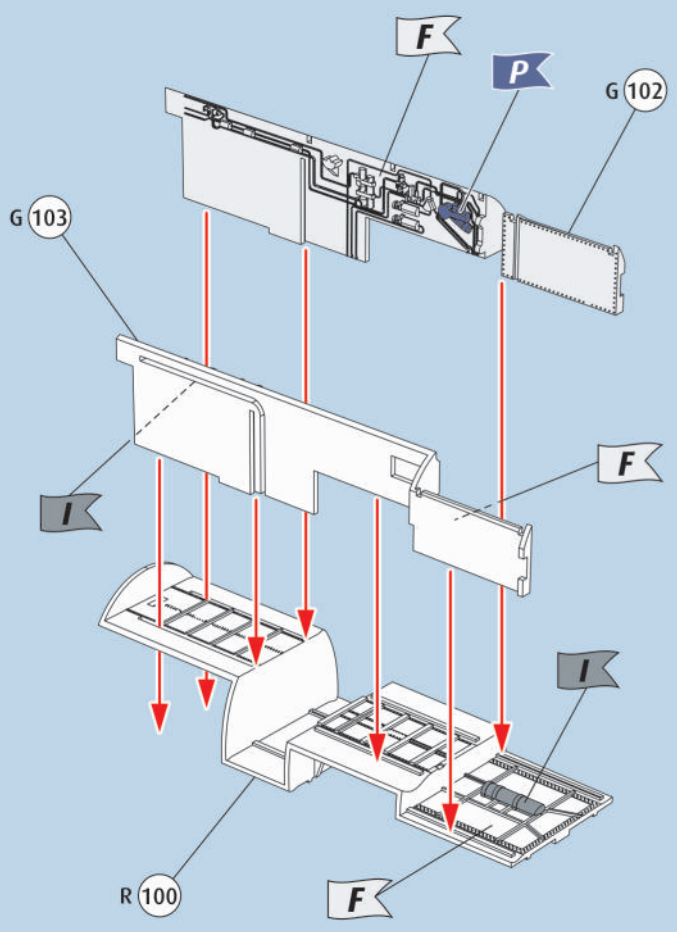
→ 24a



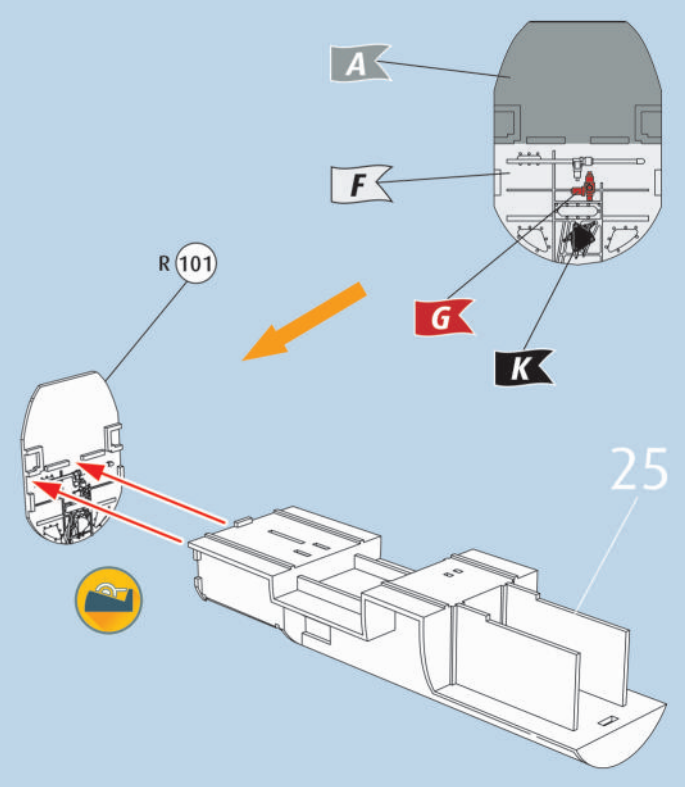
24a



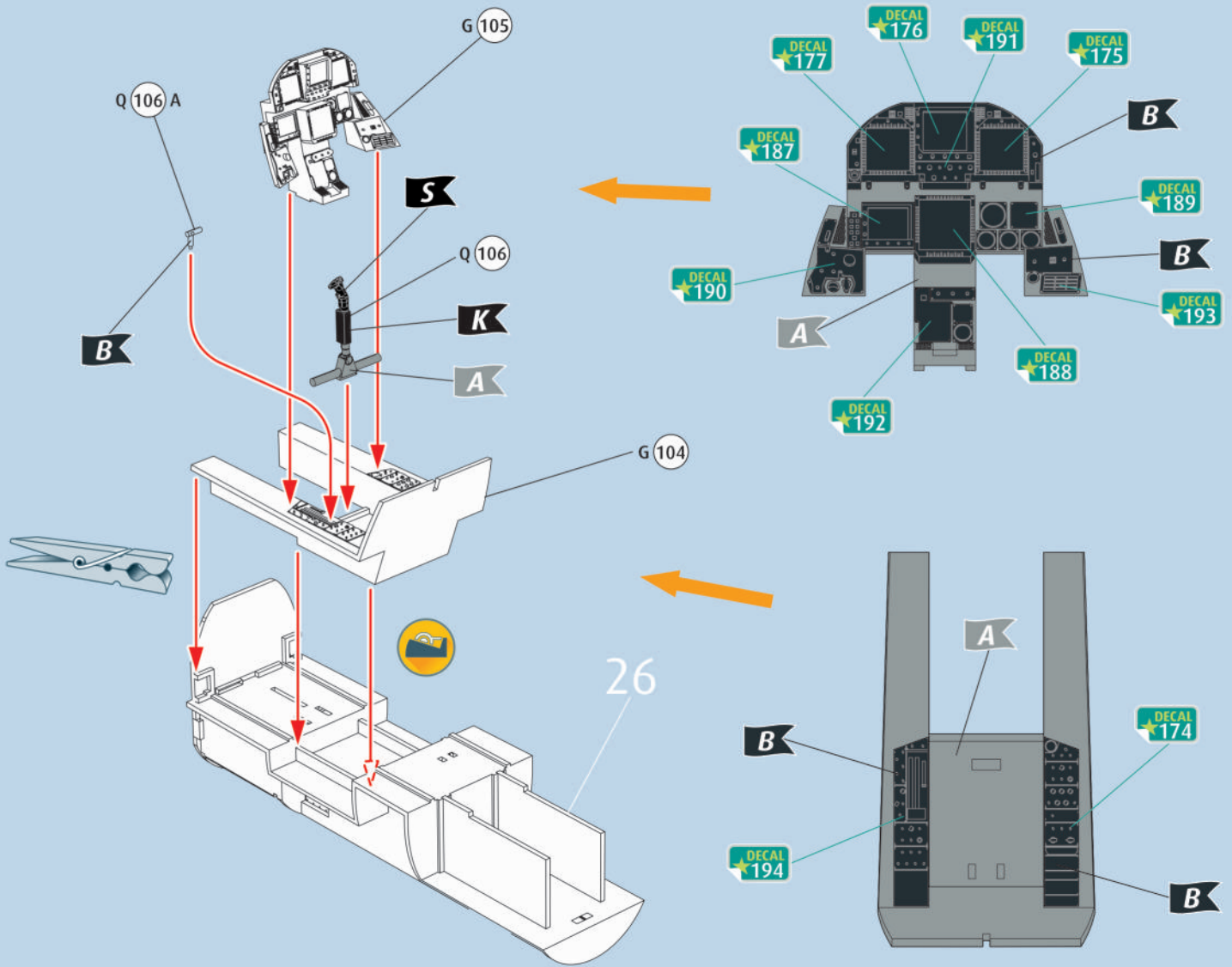
25



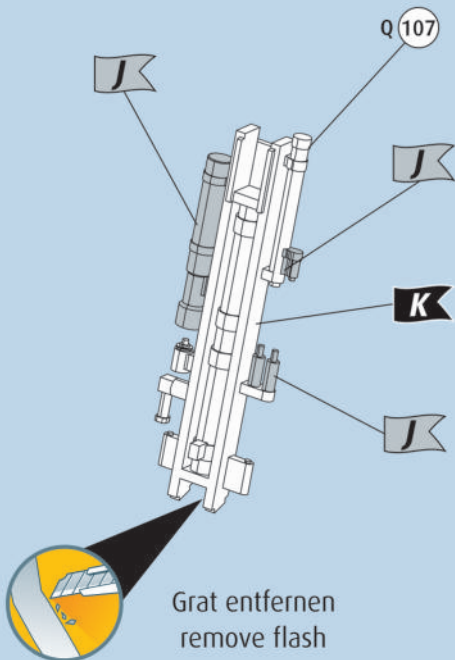
26



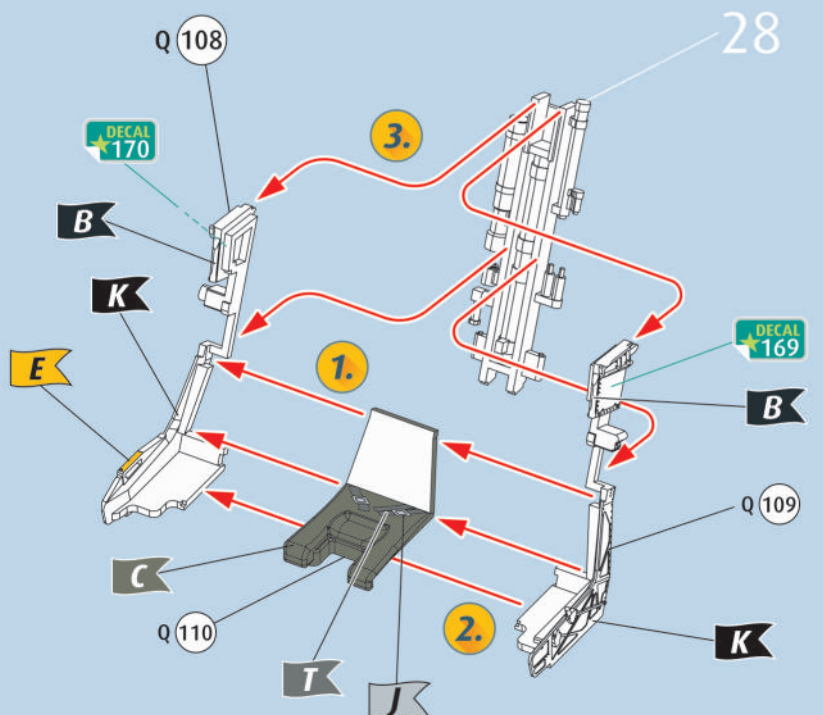
27



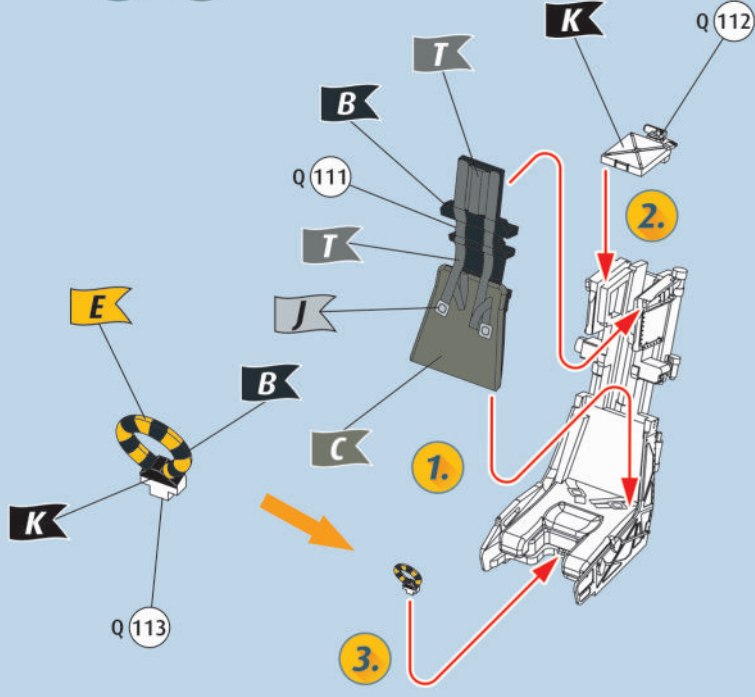
28



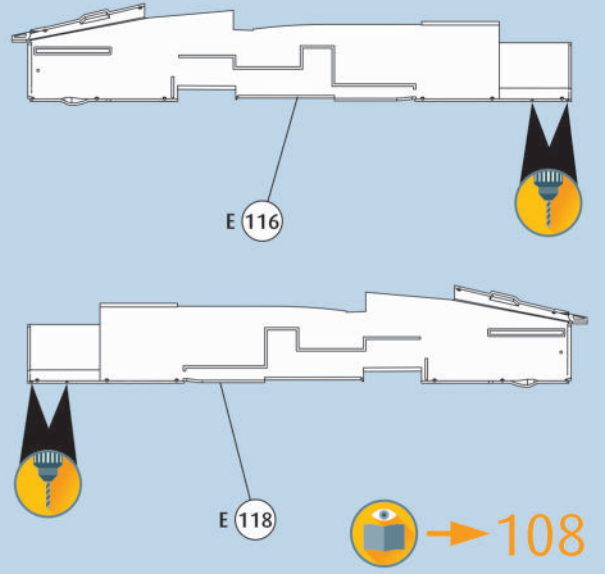
28a



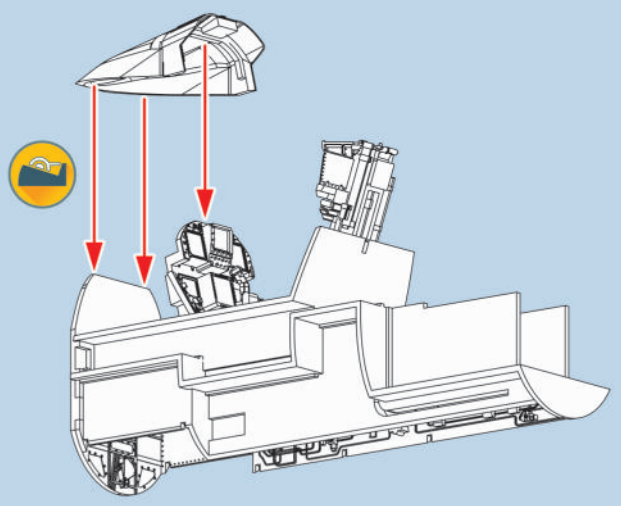
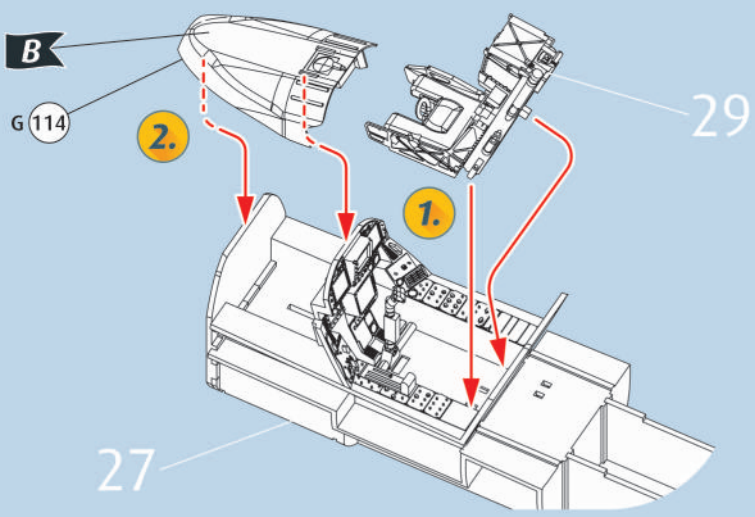
29



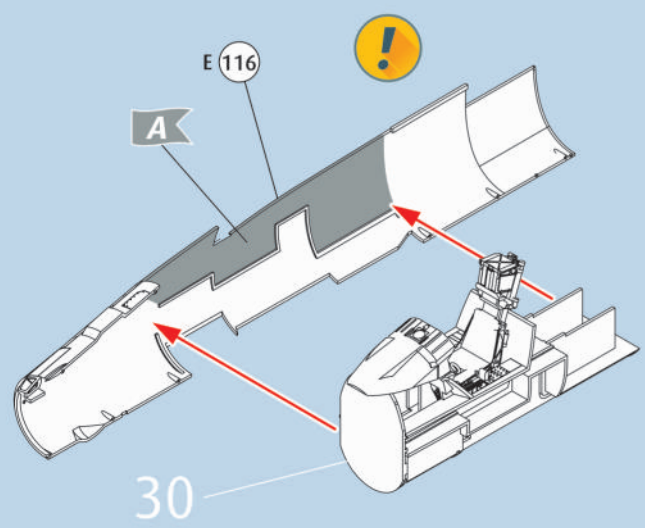
30



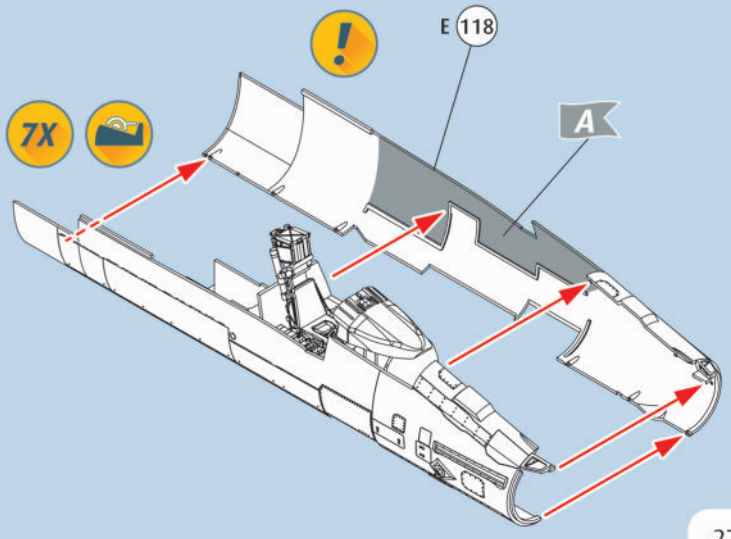
31



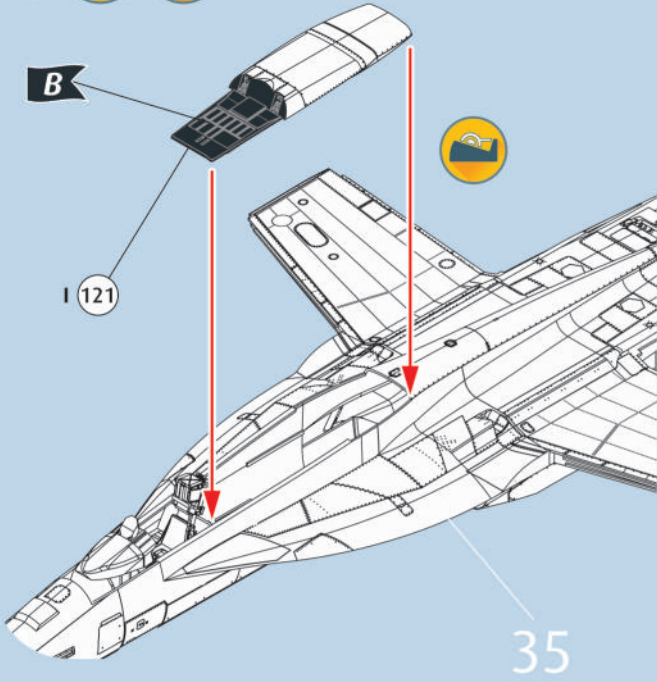
32



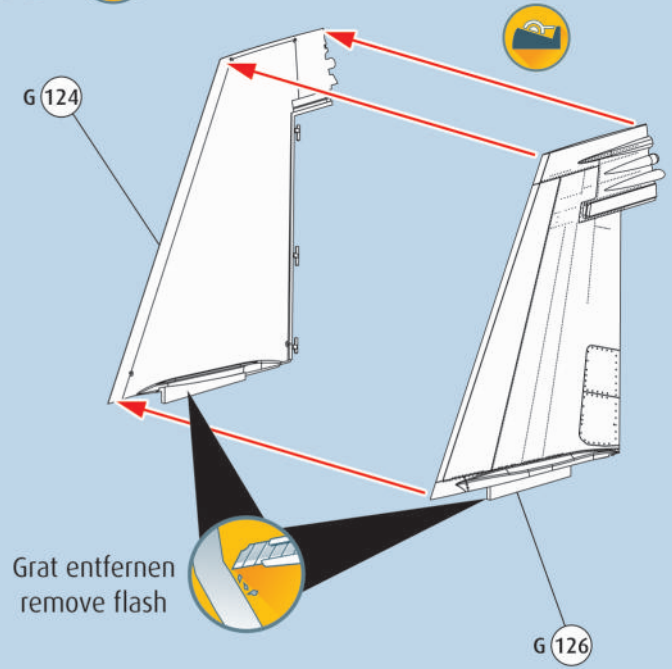
33



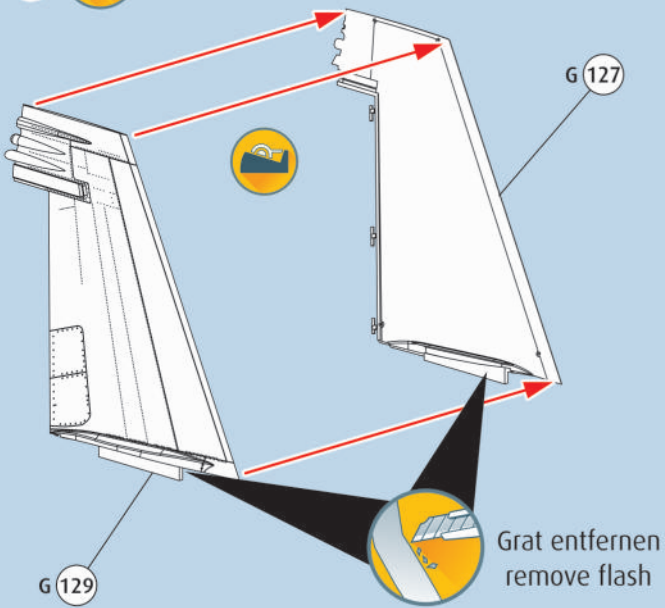
36  



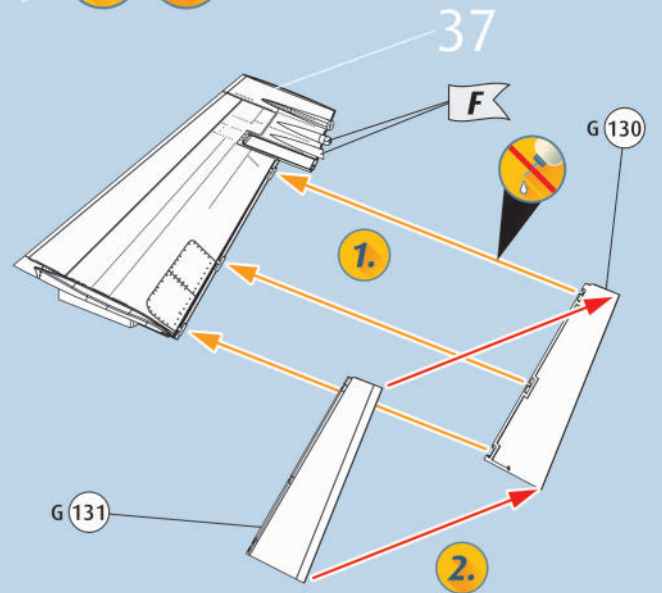
37 



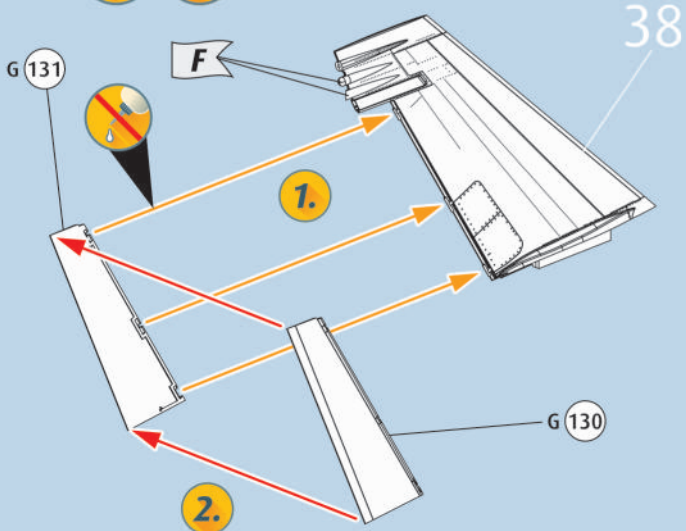
38 



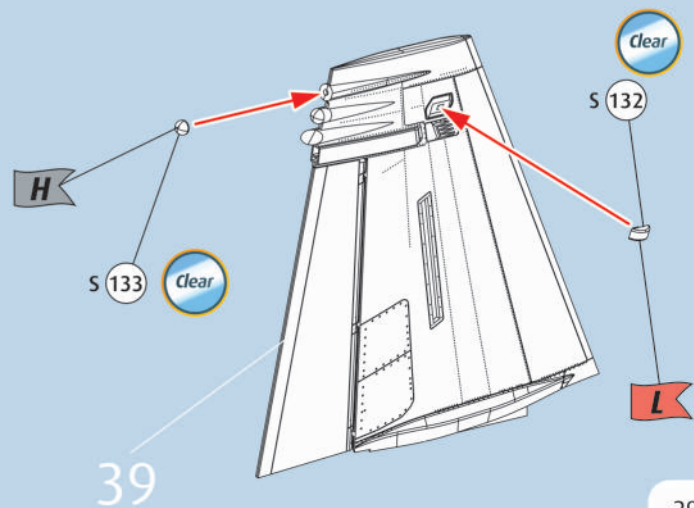
39  



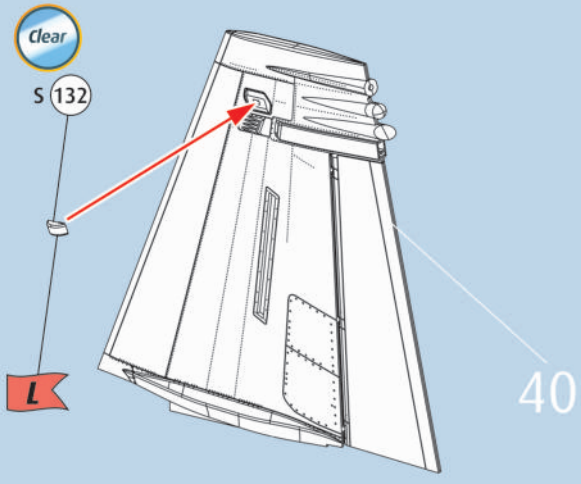
40  



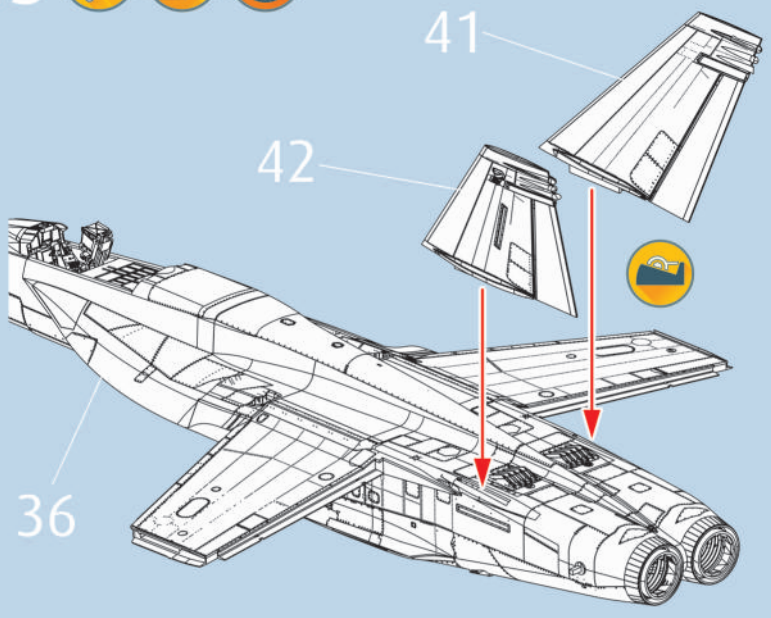
41   



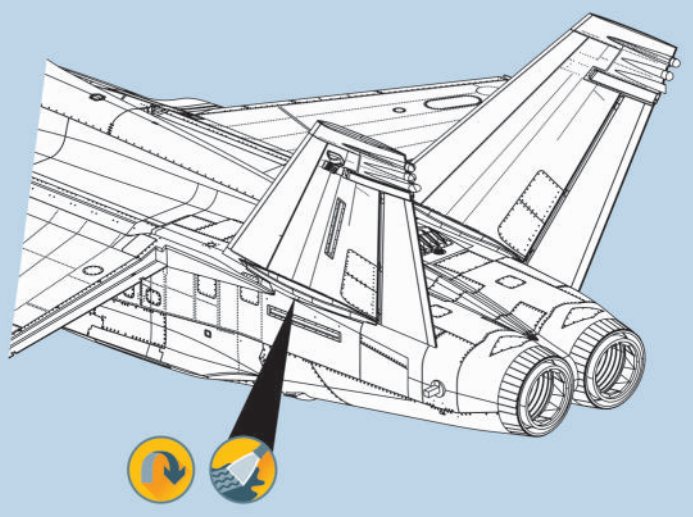
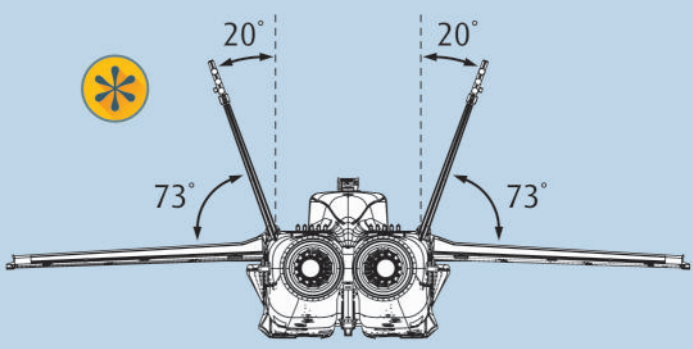
42   



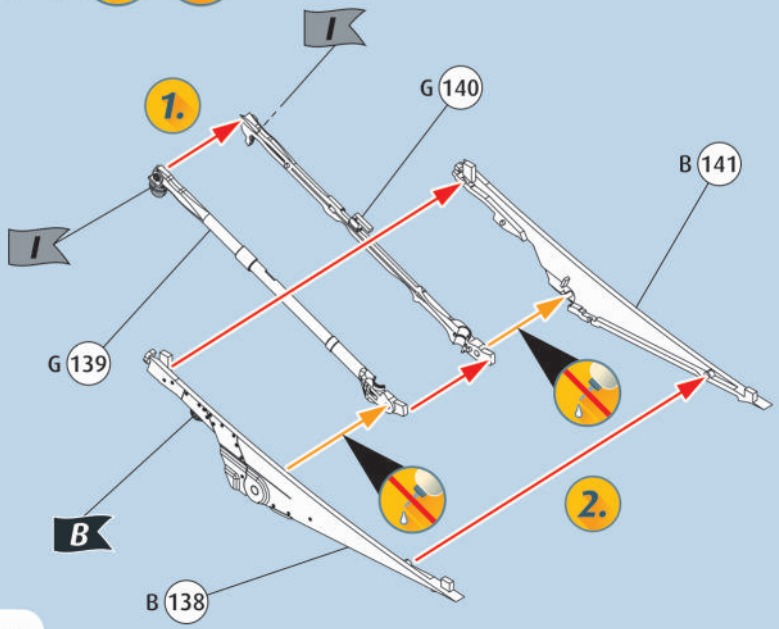
43   



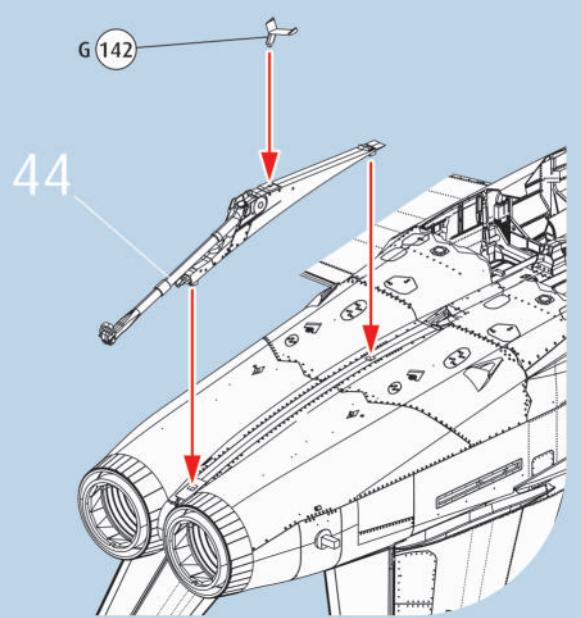
43a 



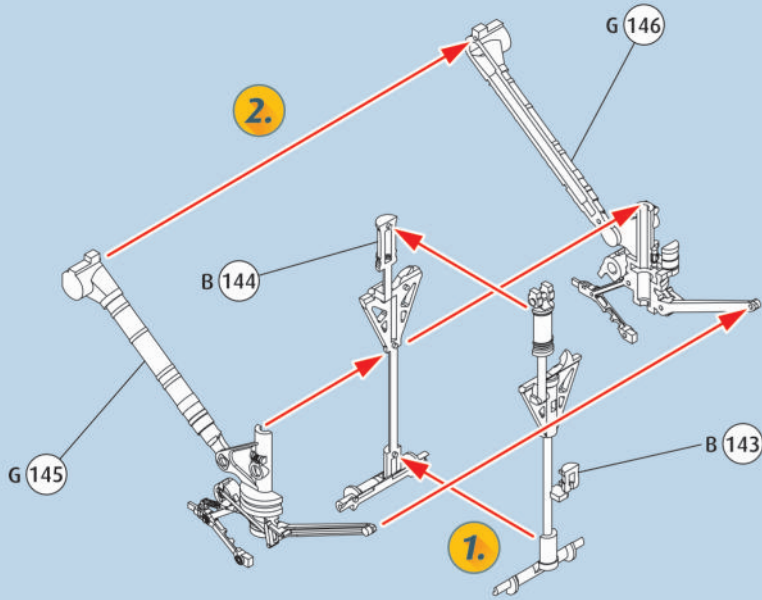
44  



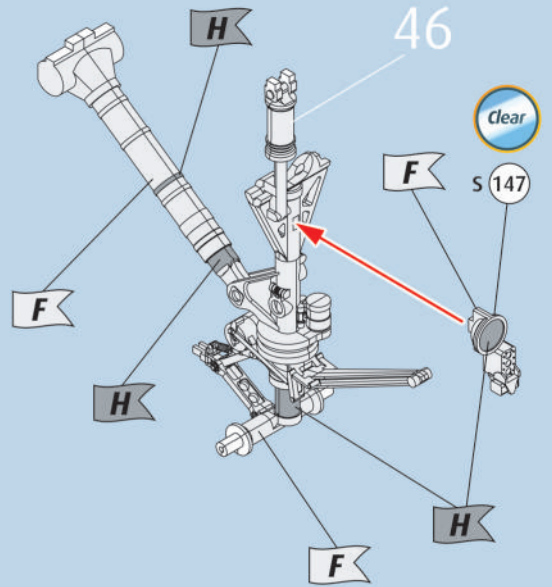
45 



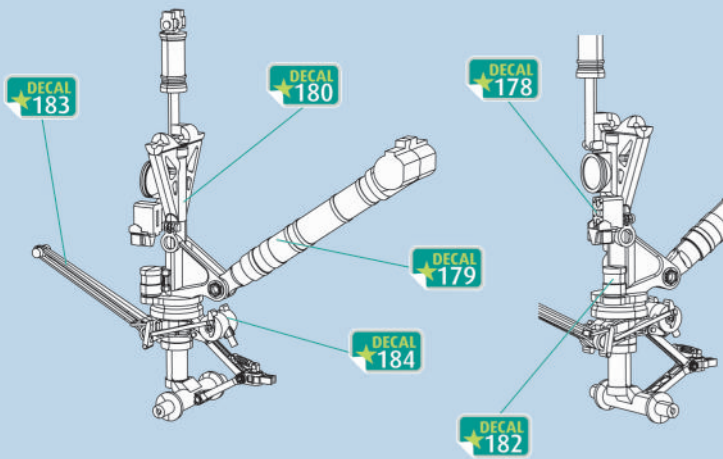
46 ? 



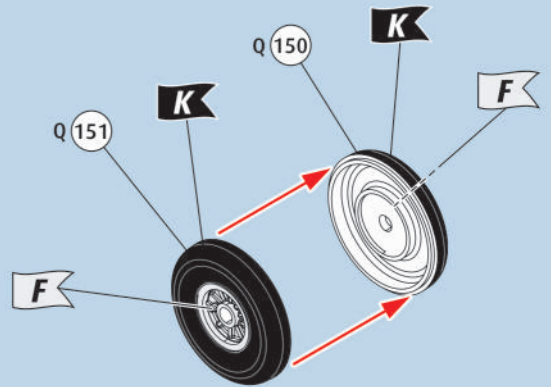
47 ?    



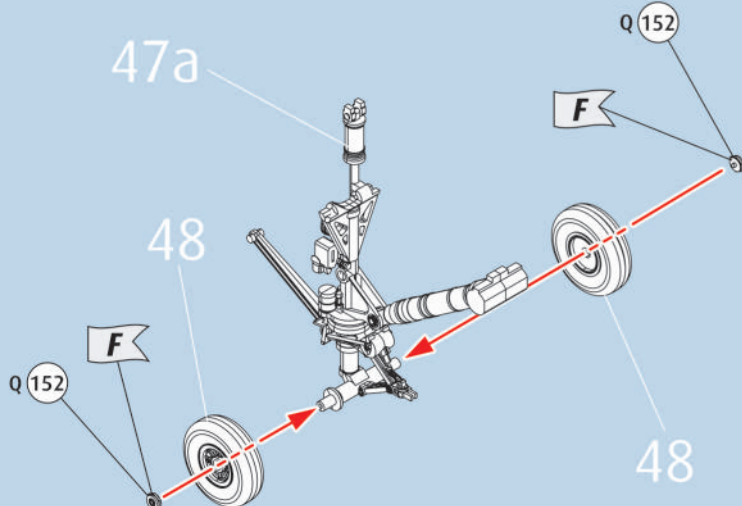
47a ?  



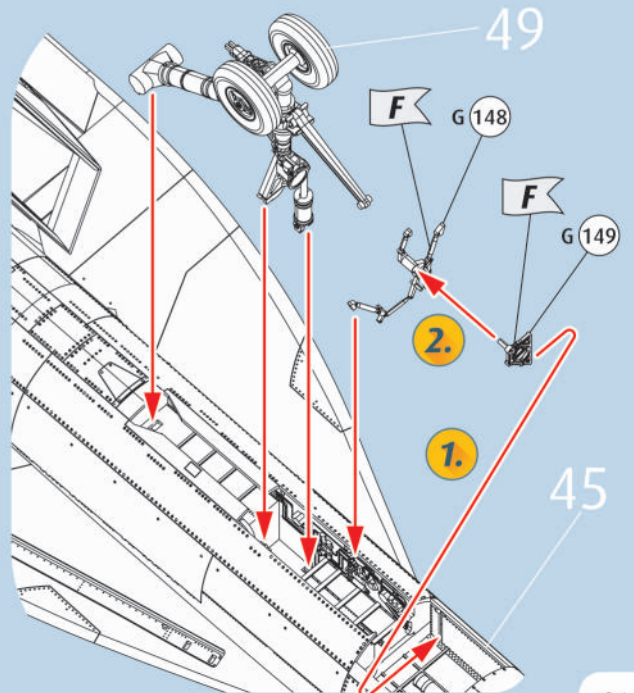
48 ?    2X 



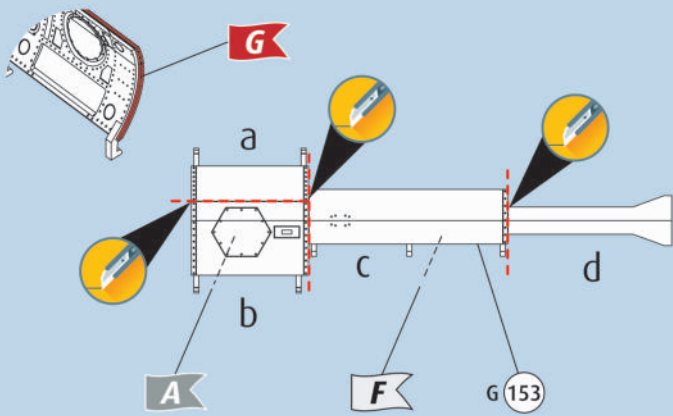
49 ?  



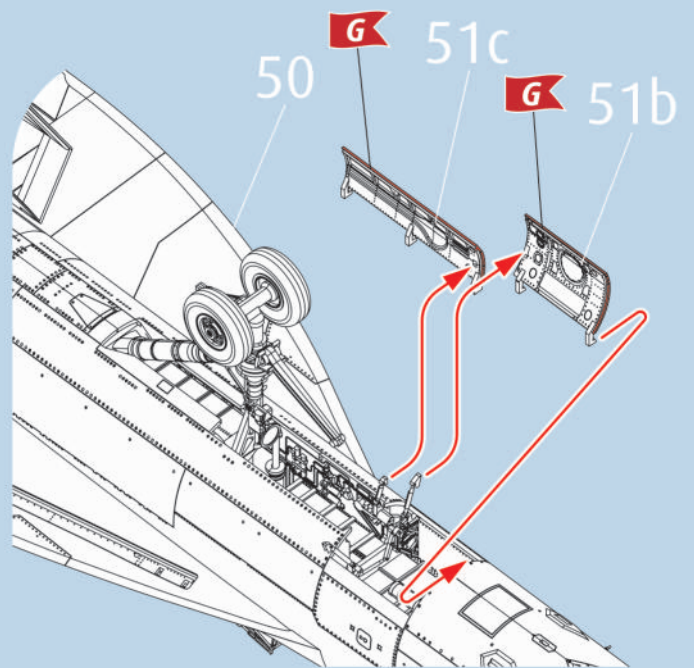
50 ?    



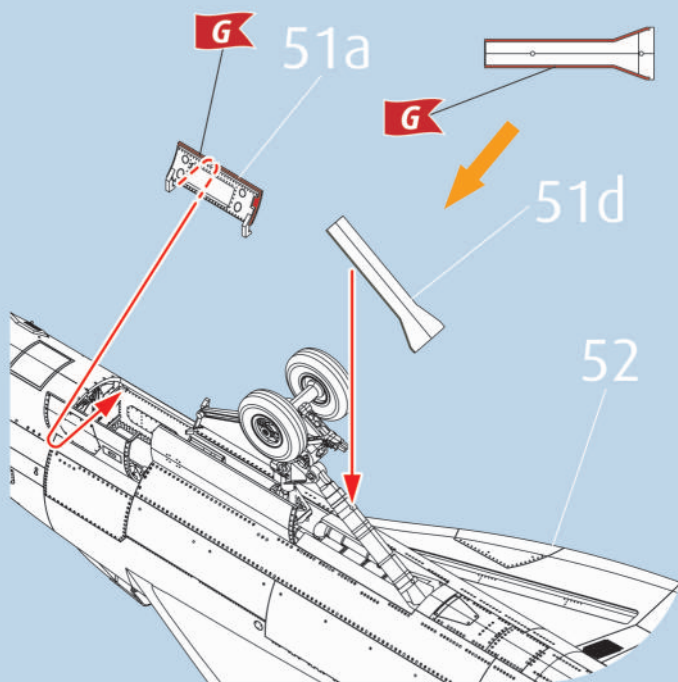
51 ? 



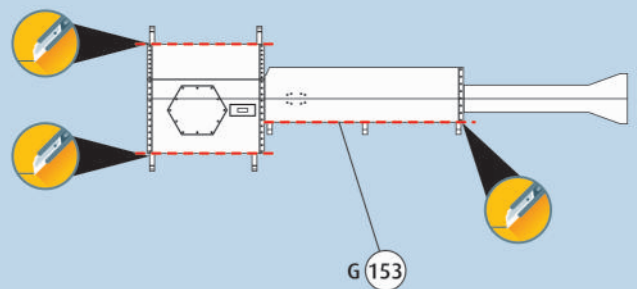
52 ?  



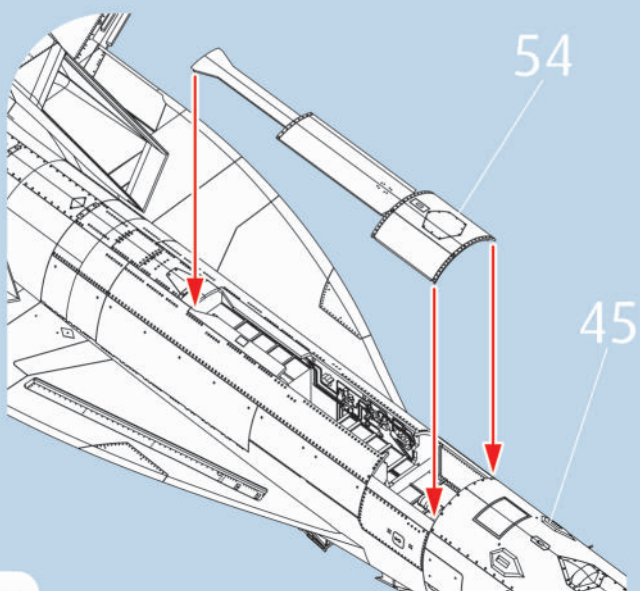
53 ?  



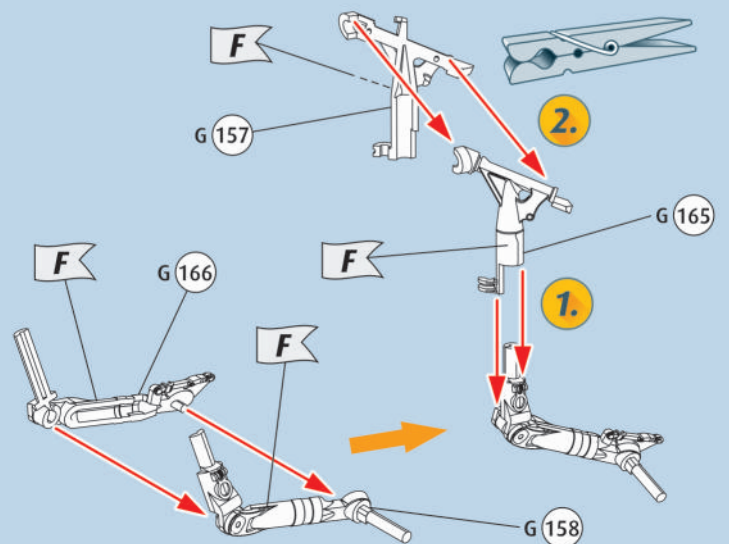
54 ?



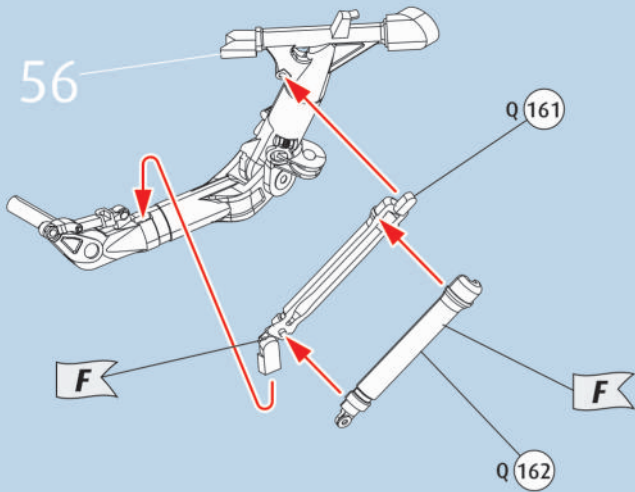
55 ? 



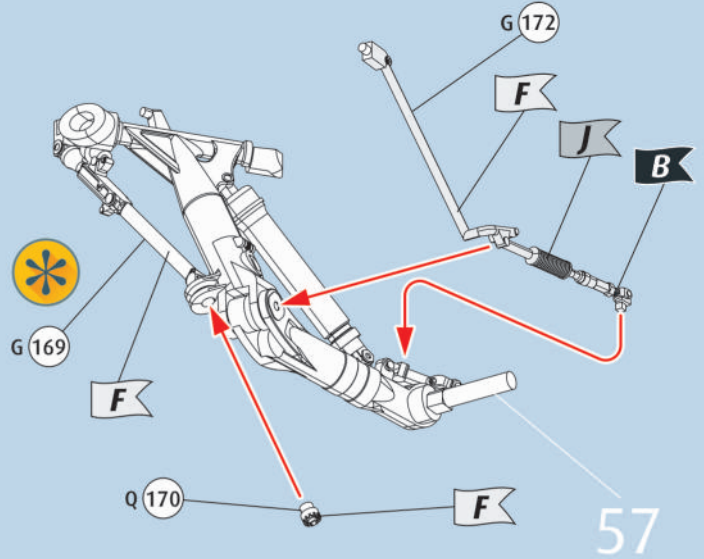
56 ?   



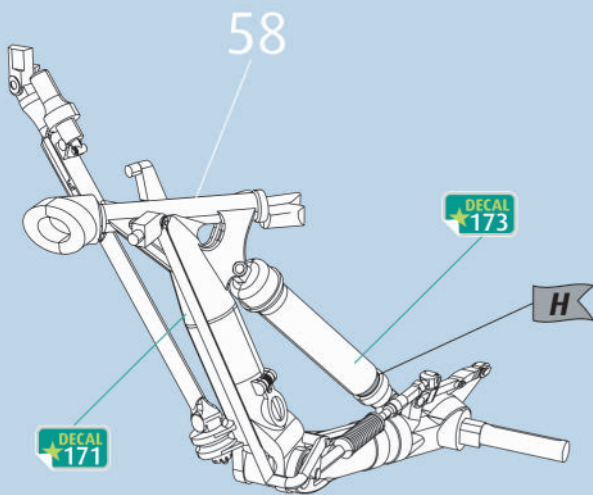
57 ?   



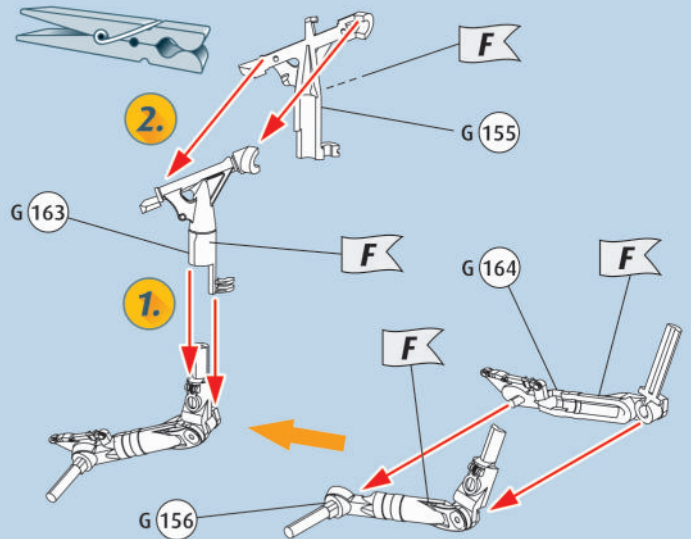
58 ?   



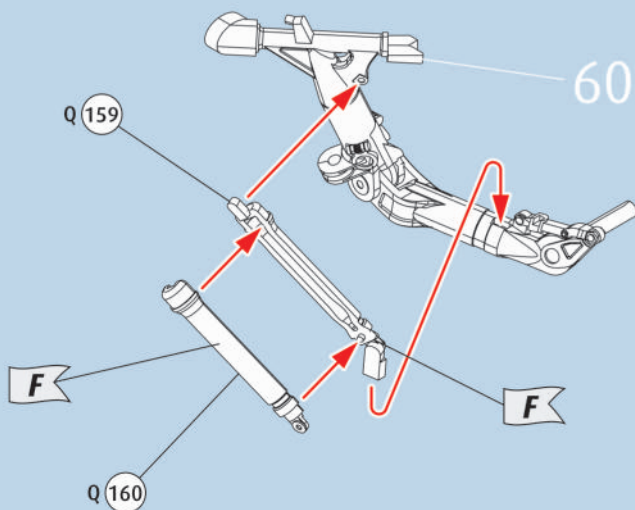
59 ?    



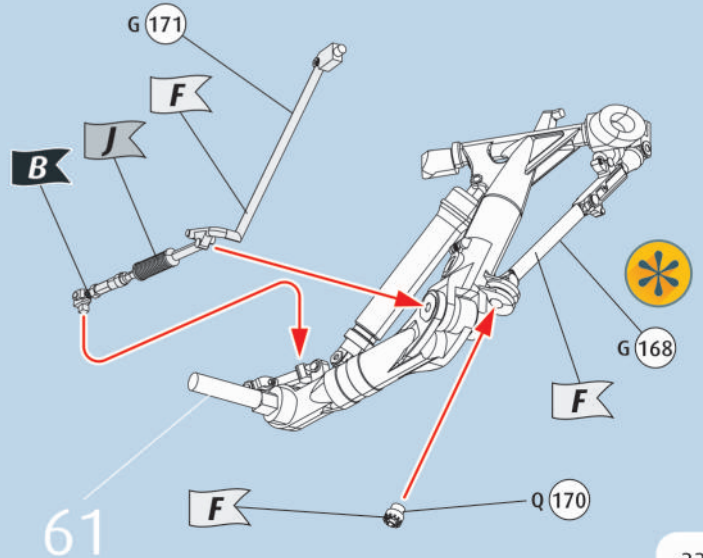
60 ?    



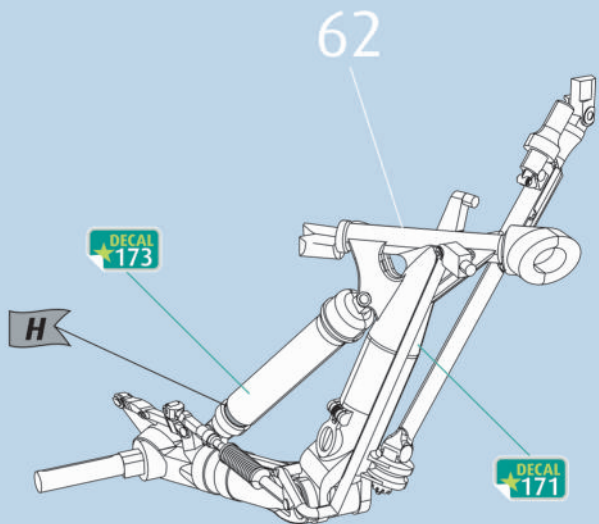
61 ?   



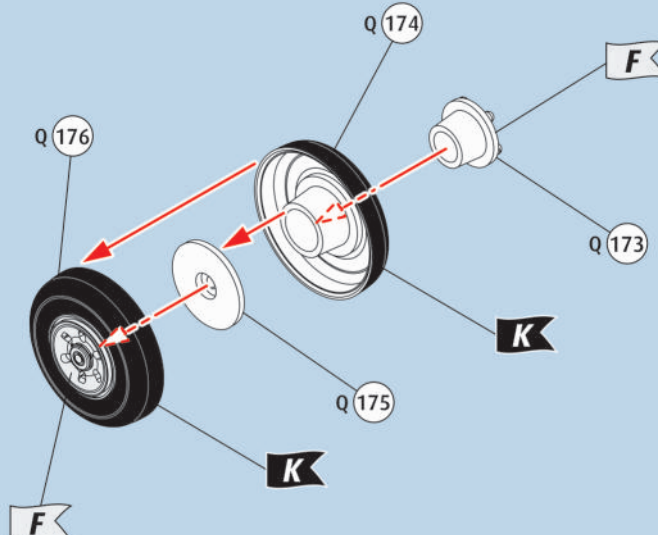
62 ?   



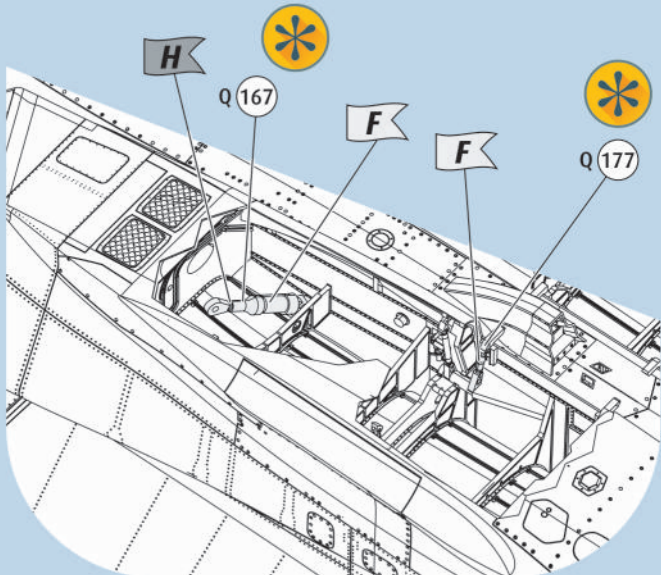
63 ?



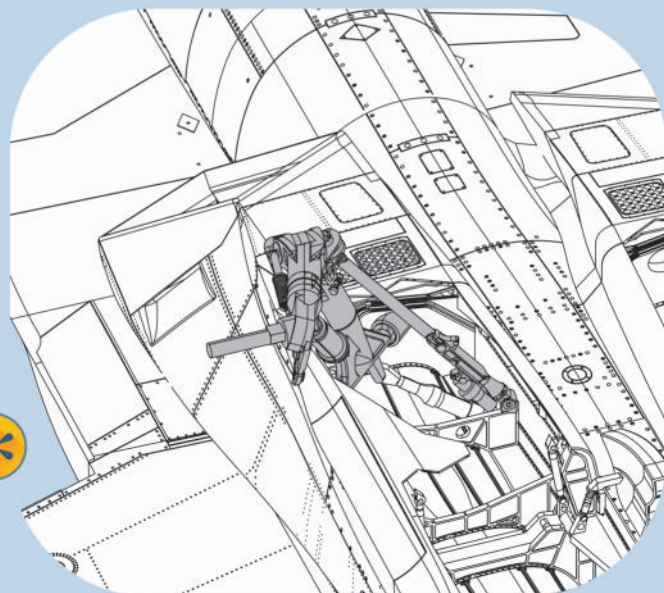
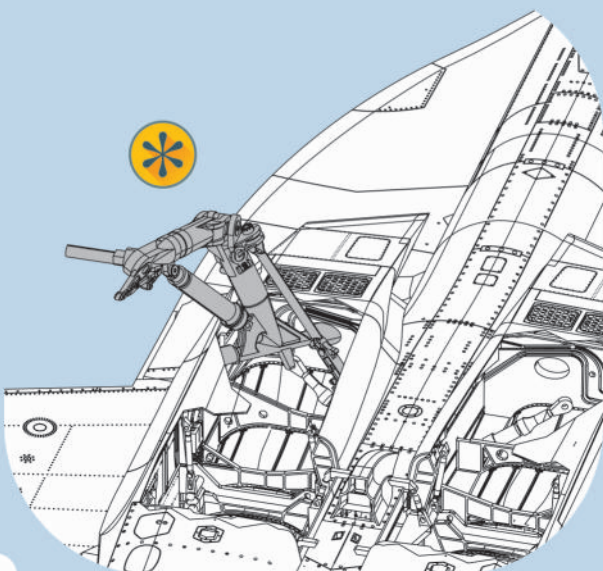
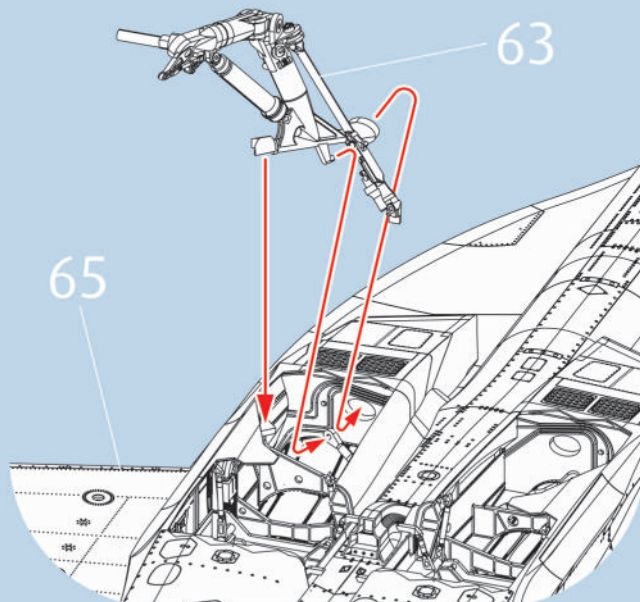
64 ?



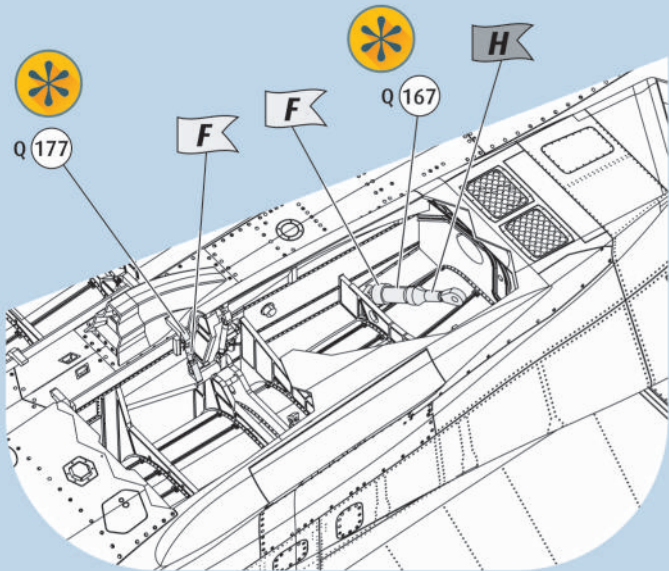
65 ?



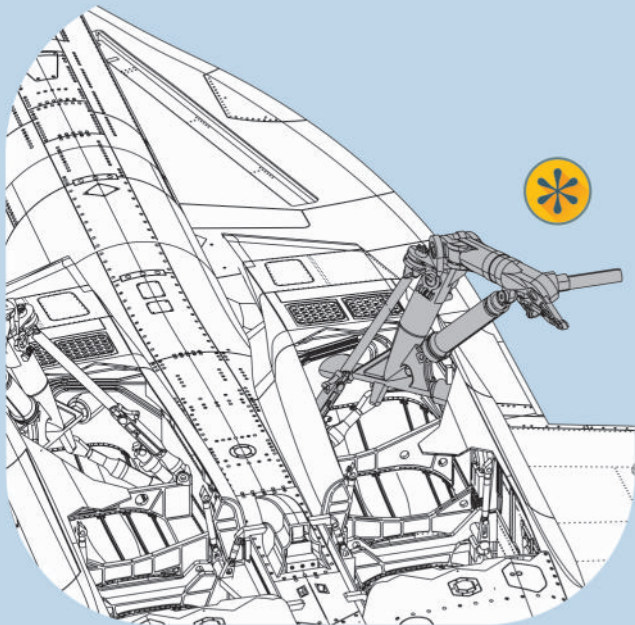
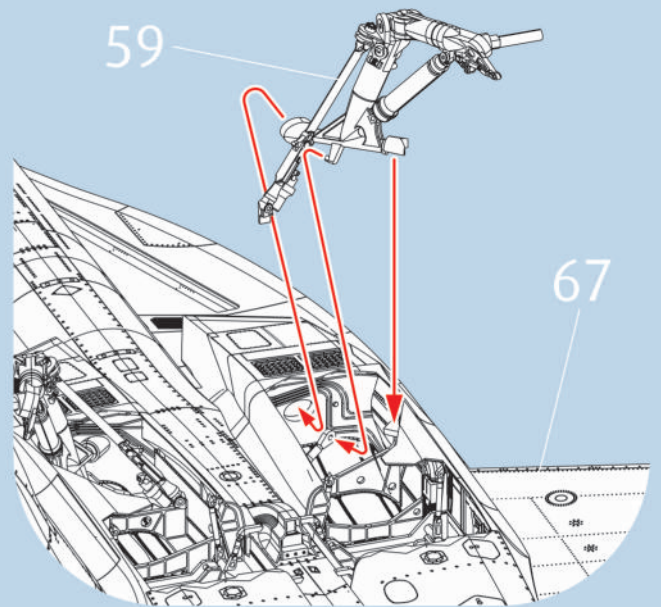
66 ?



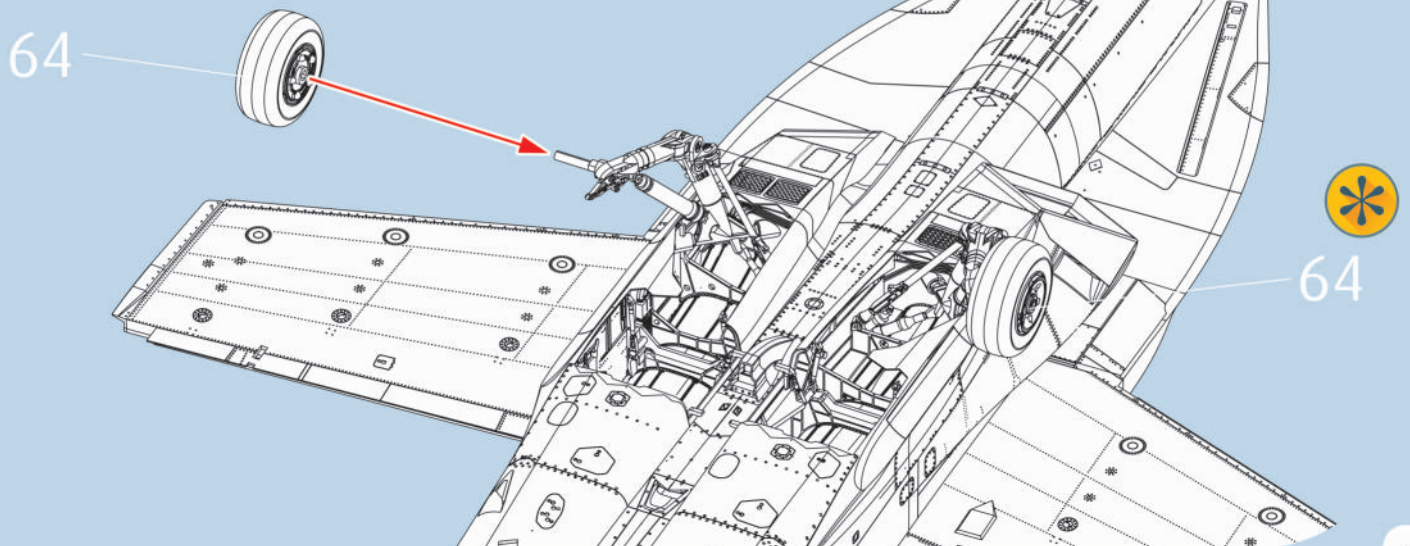
67 ? [Wrench icon] [Screwdriver icon]



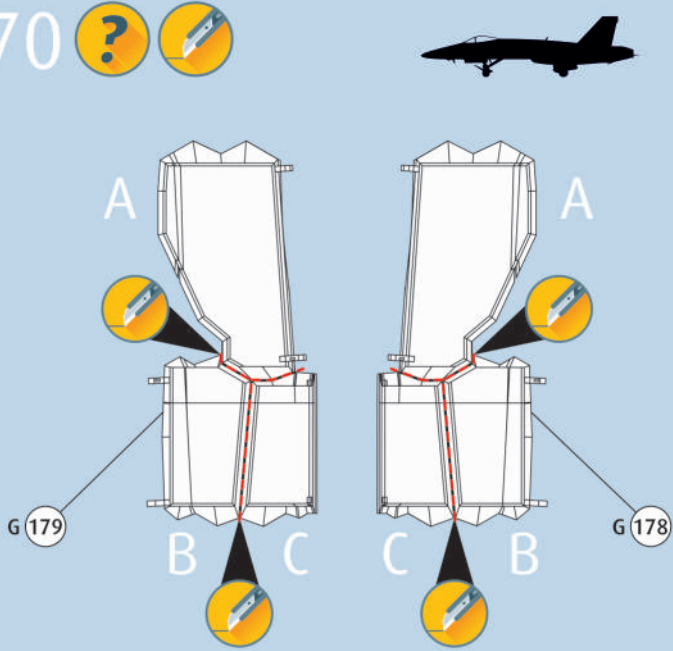
68 ? [Wrench icon] [Clock icon]



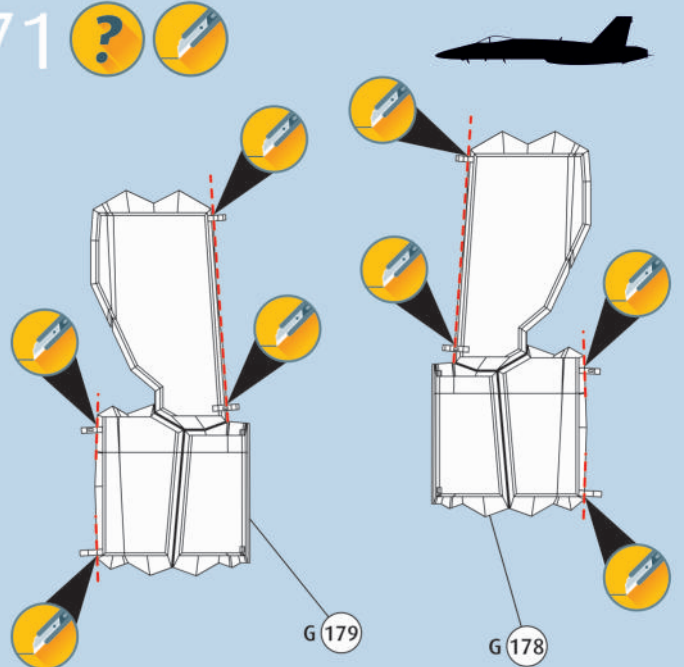
69 ? [Wrench icon]



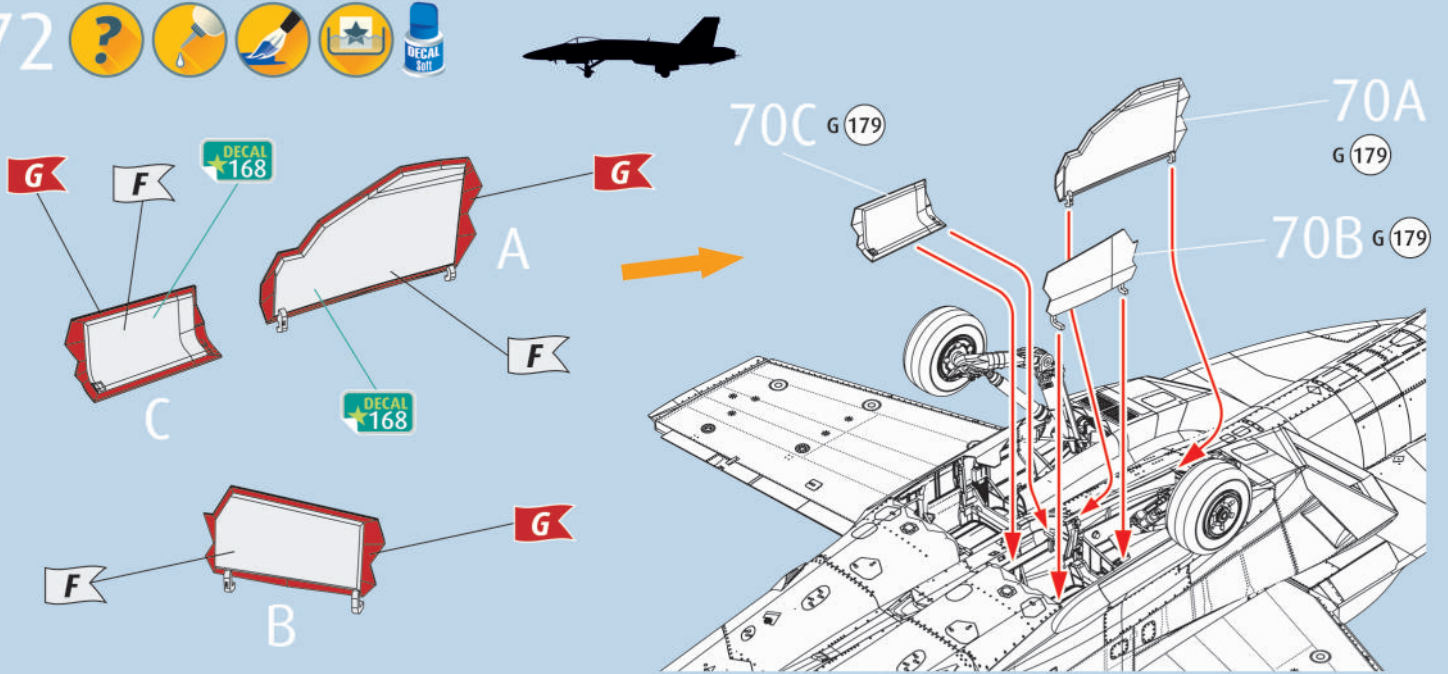
70 ? 



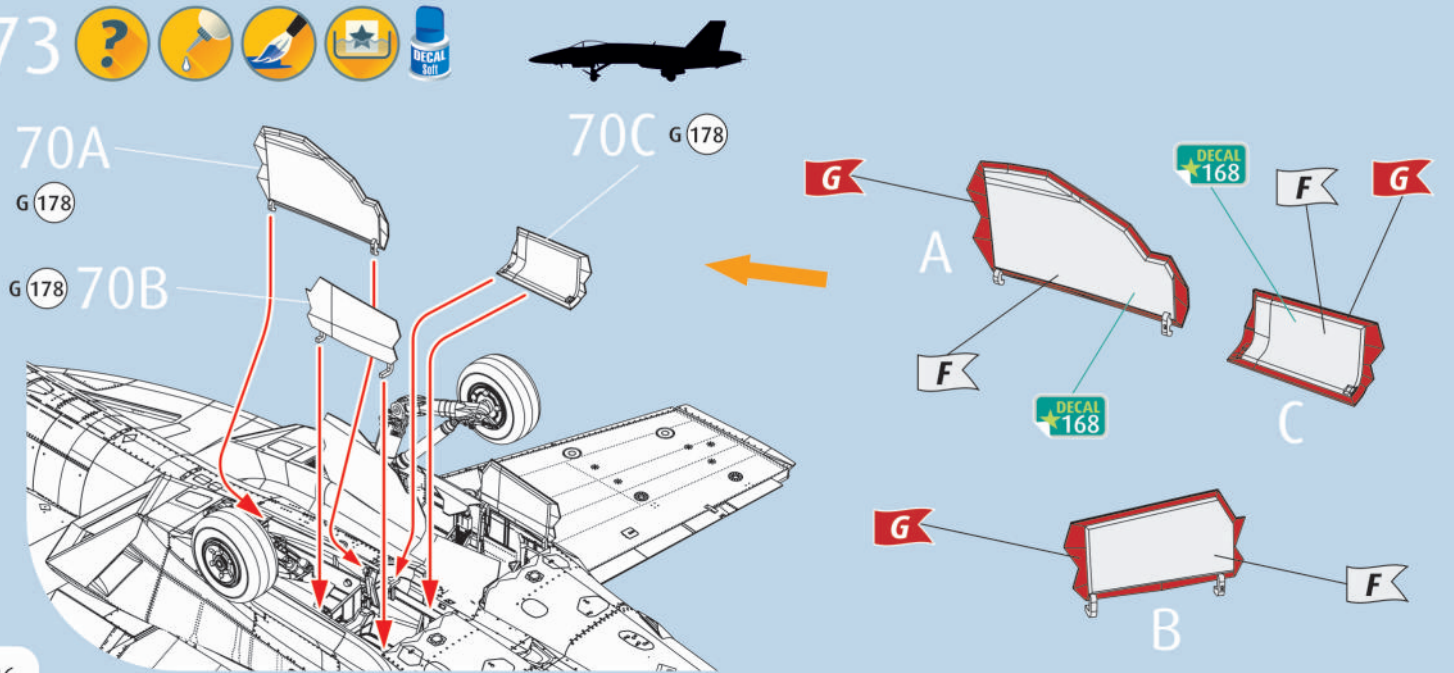
71 ? 



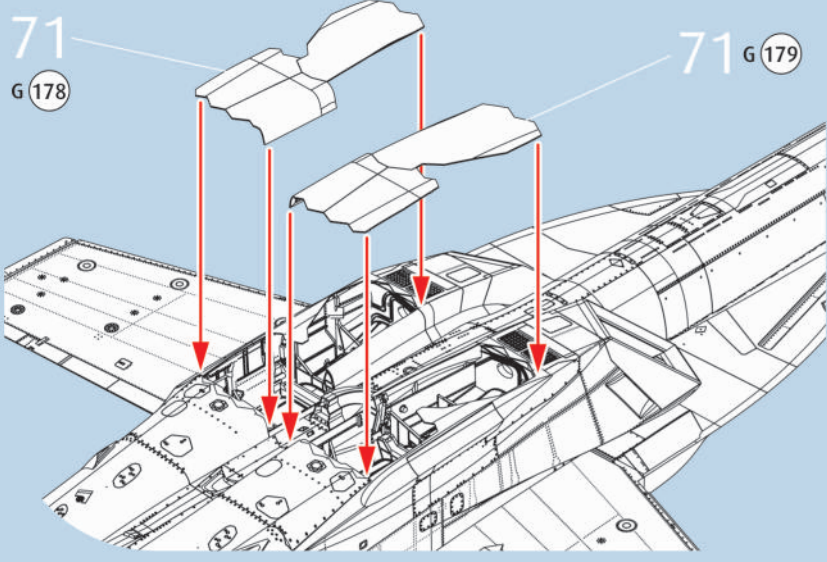
72 ?    



73 ?    



74



75



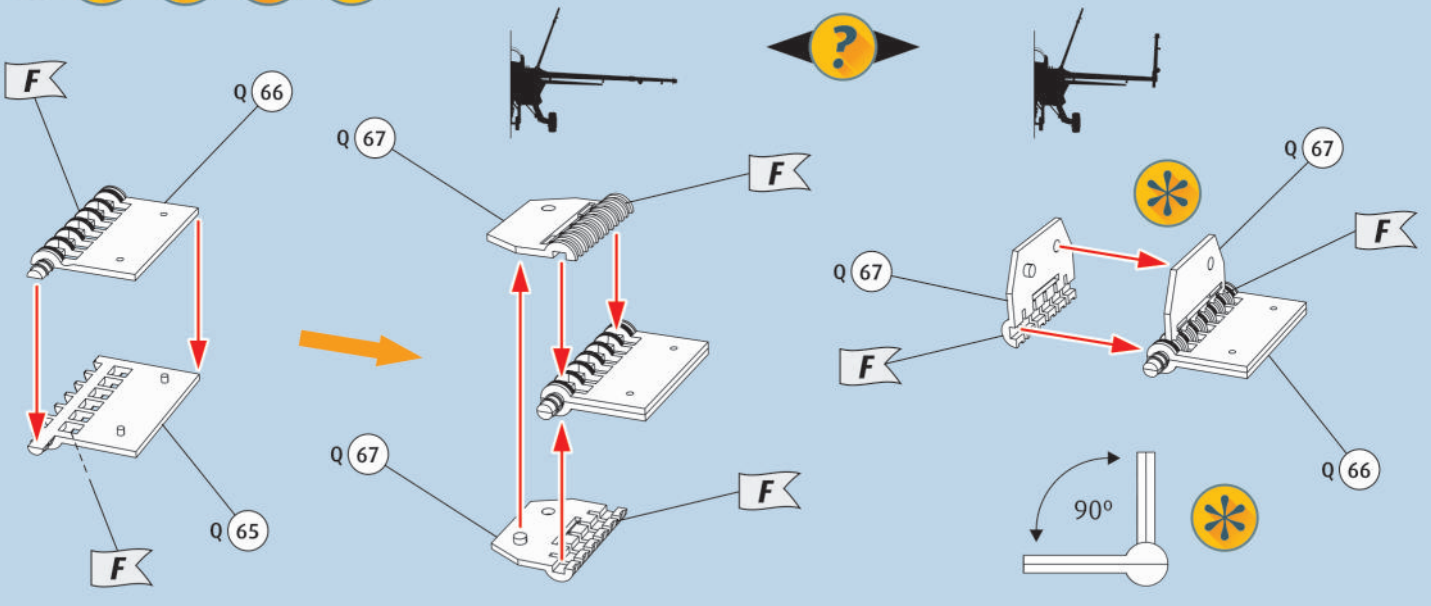
straight wing



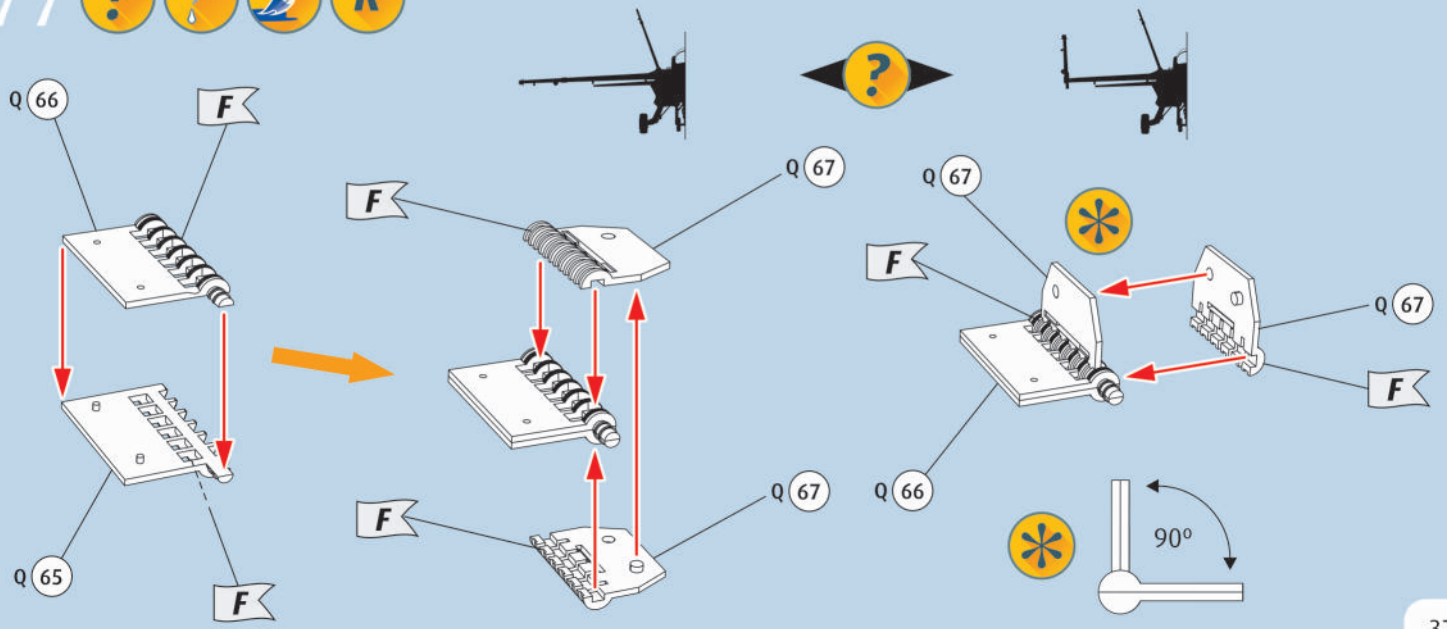
folded wing



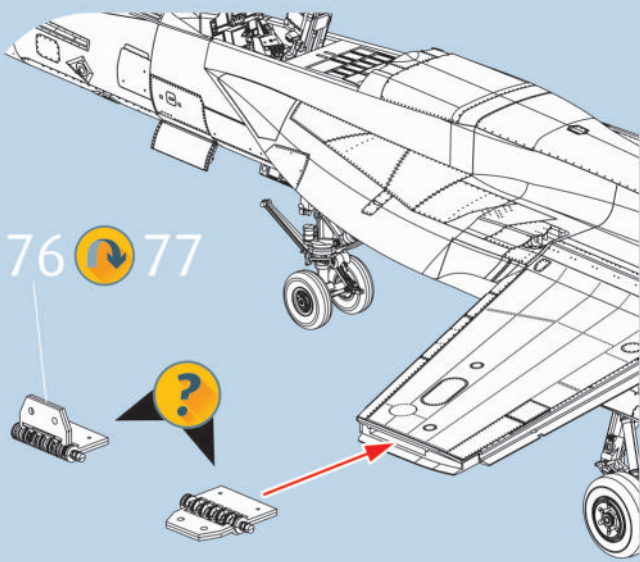
76



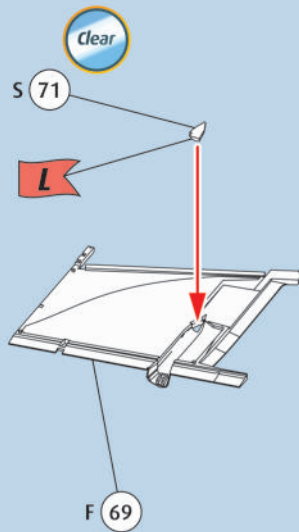
77



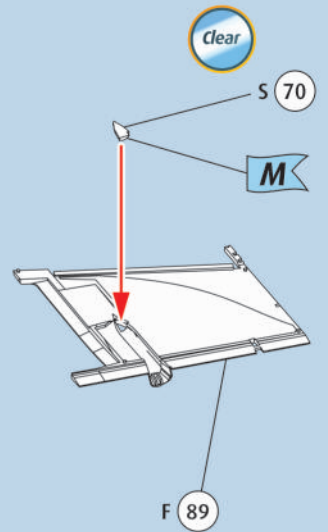
78 ?  



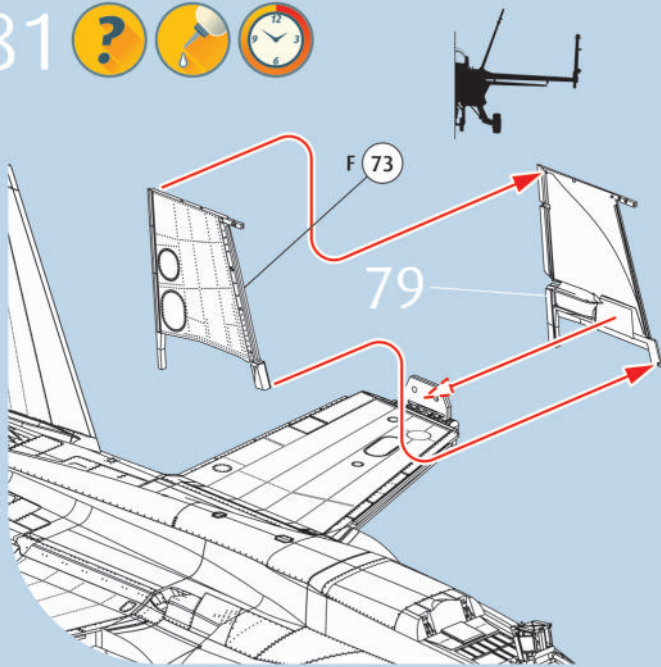
79   



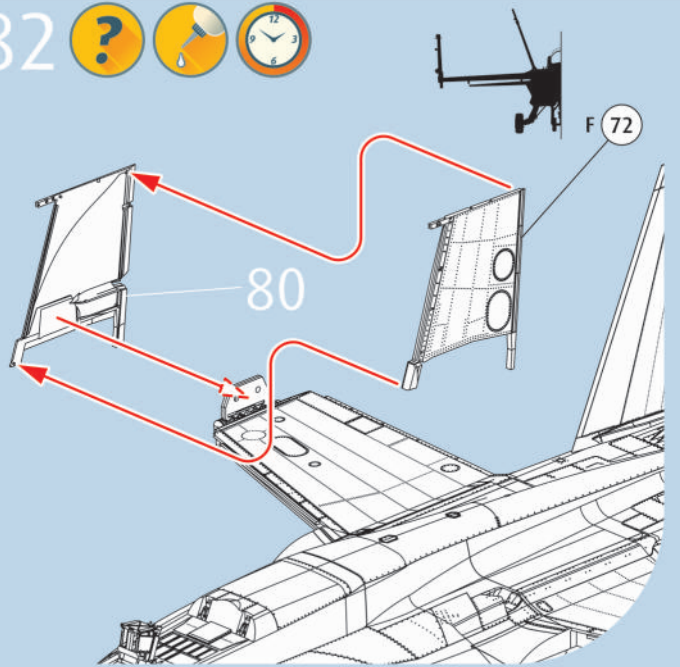
80   



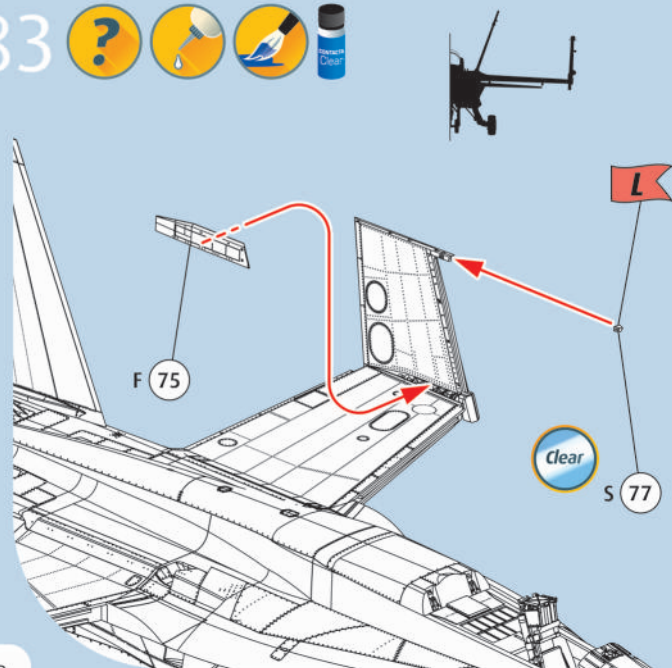
81 ?  



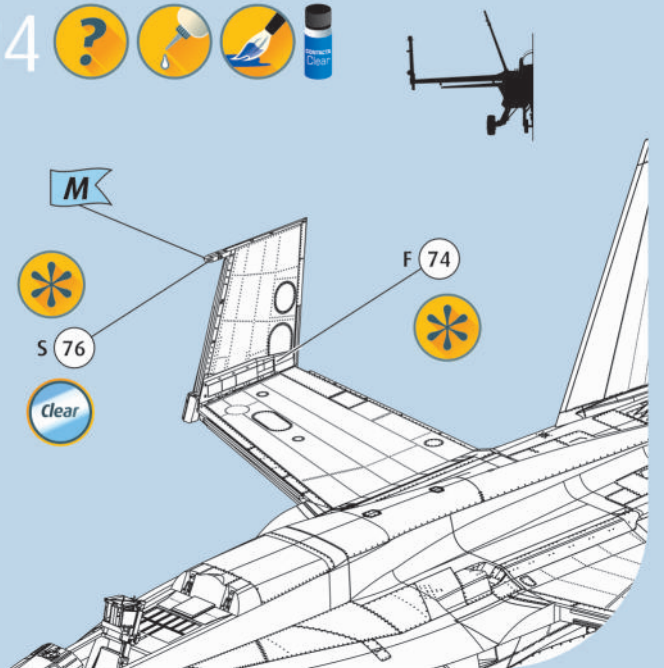
82 ?  



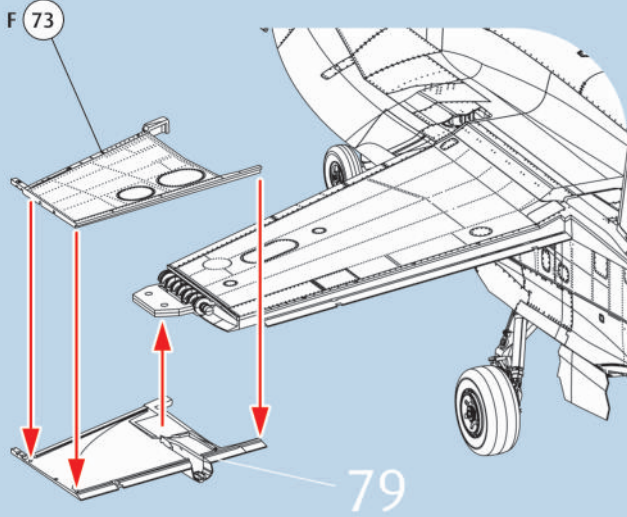
83 ?   



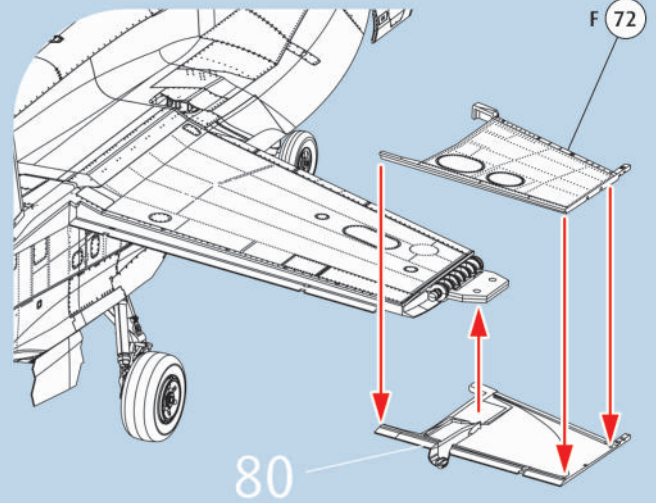
84 ?   



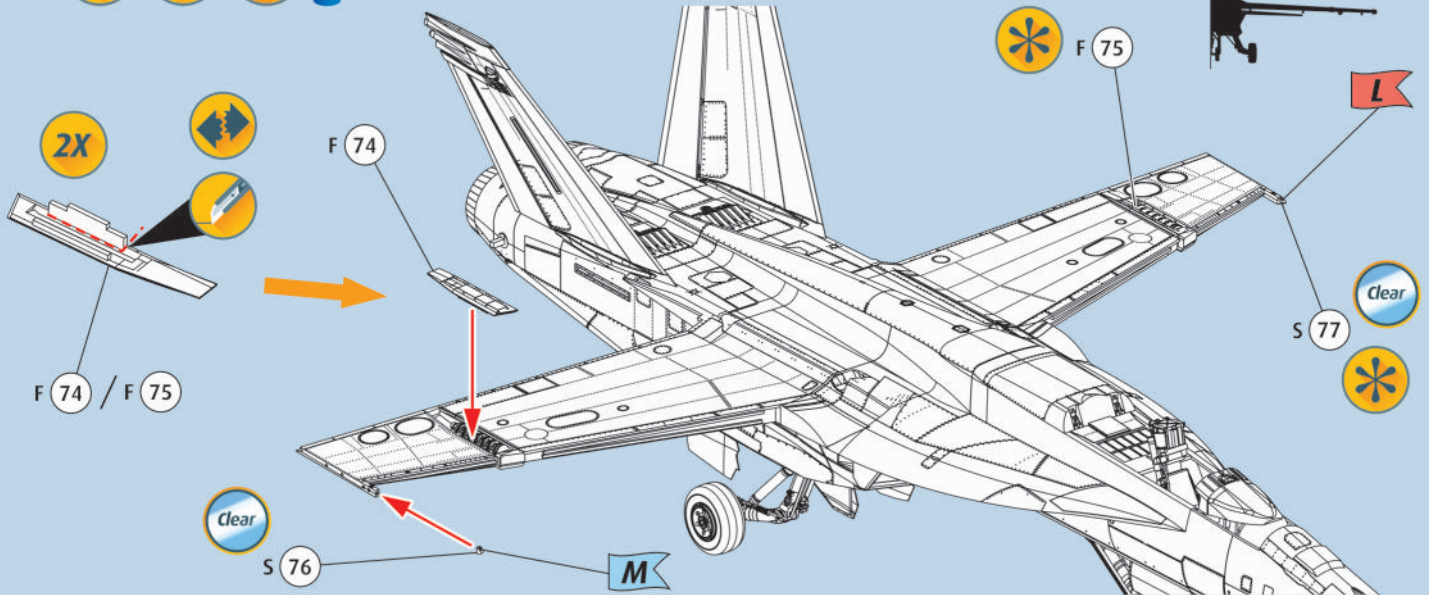
85



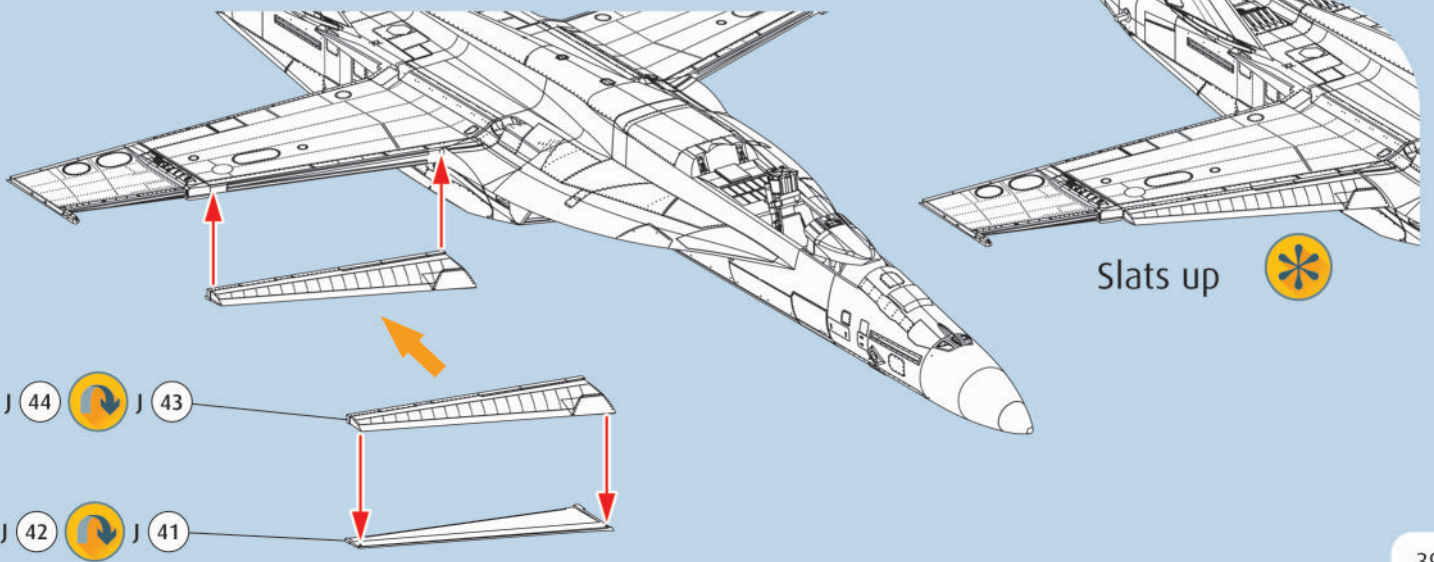
86



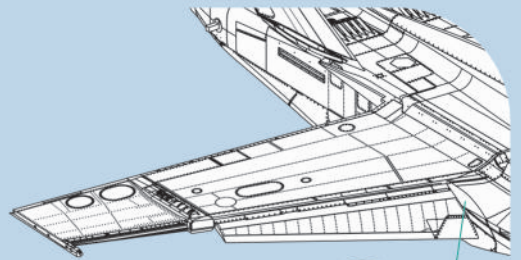
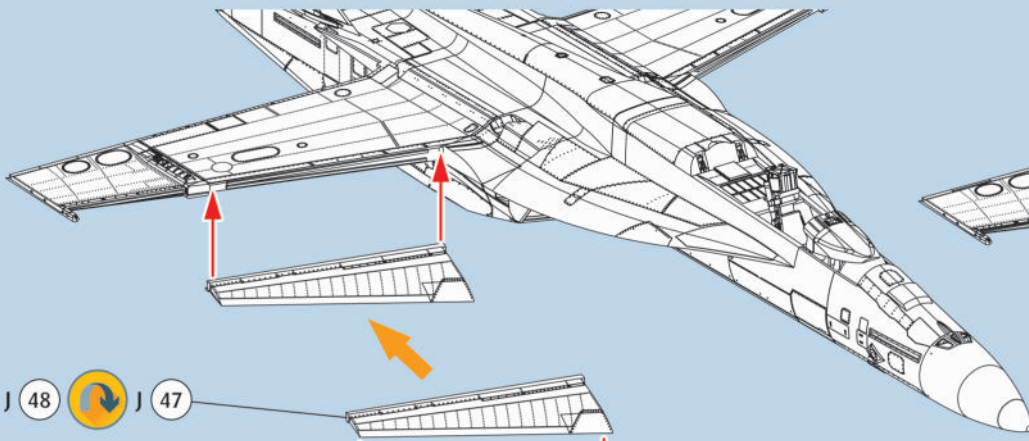
87



88

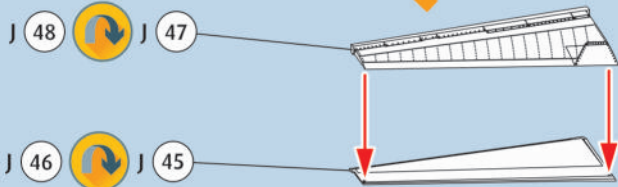


89

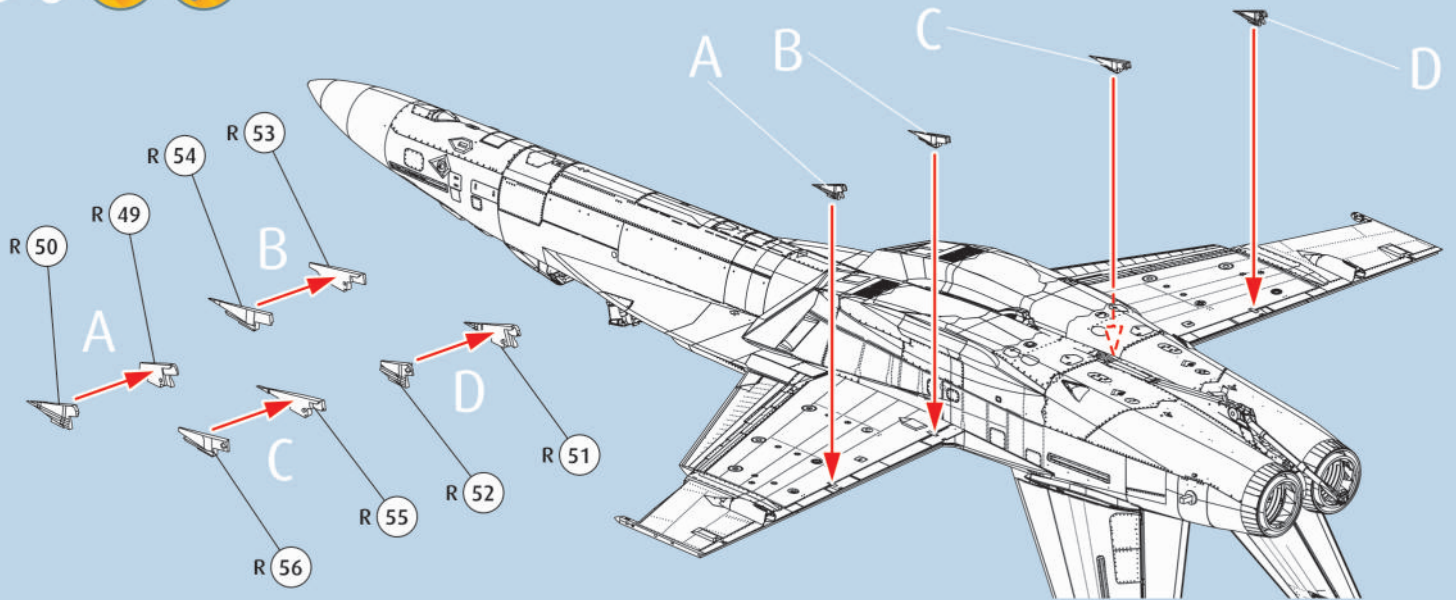


Slats down 

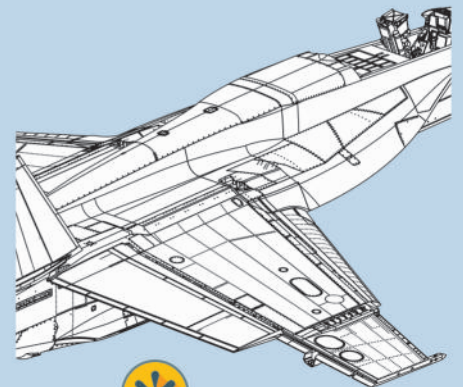
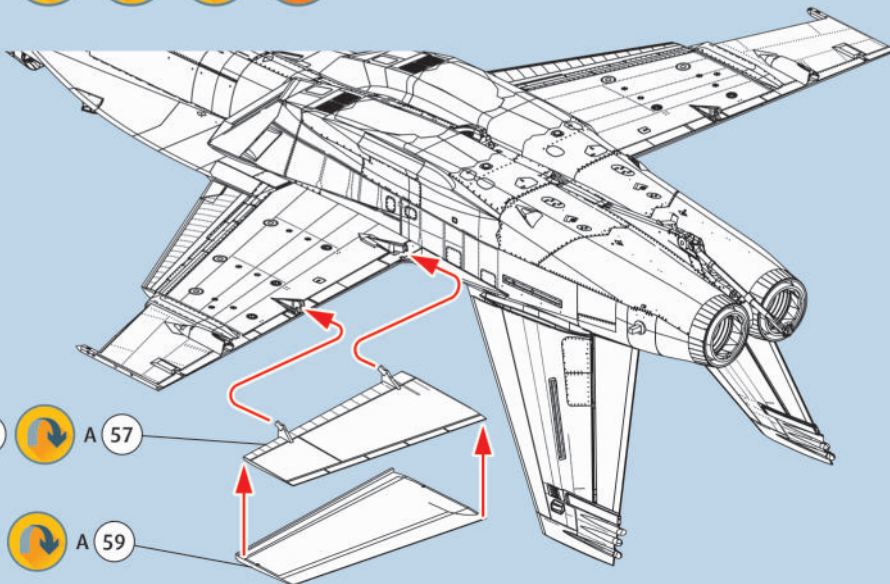
DECAL 165




90

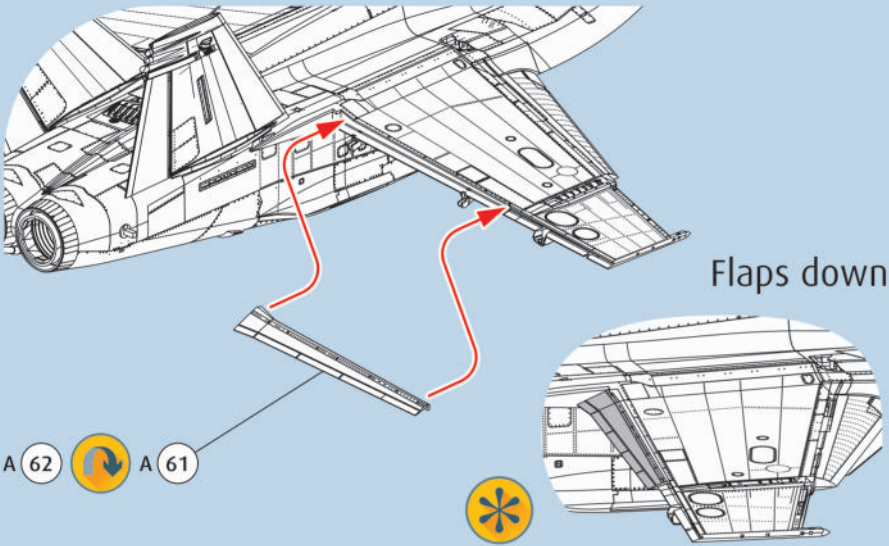


91

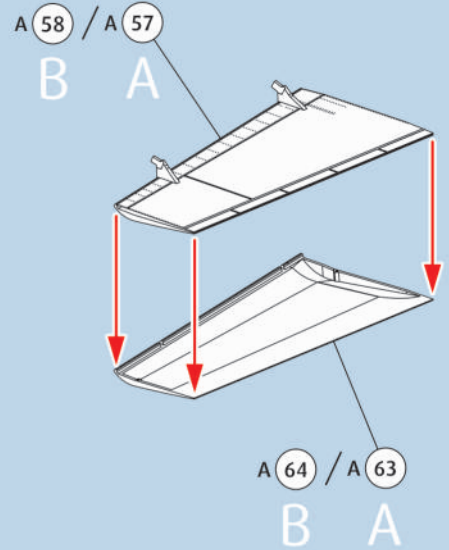


 Flaps up


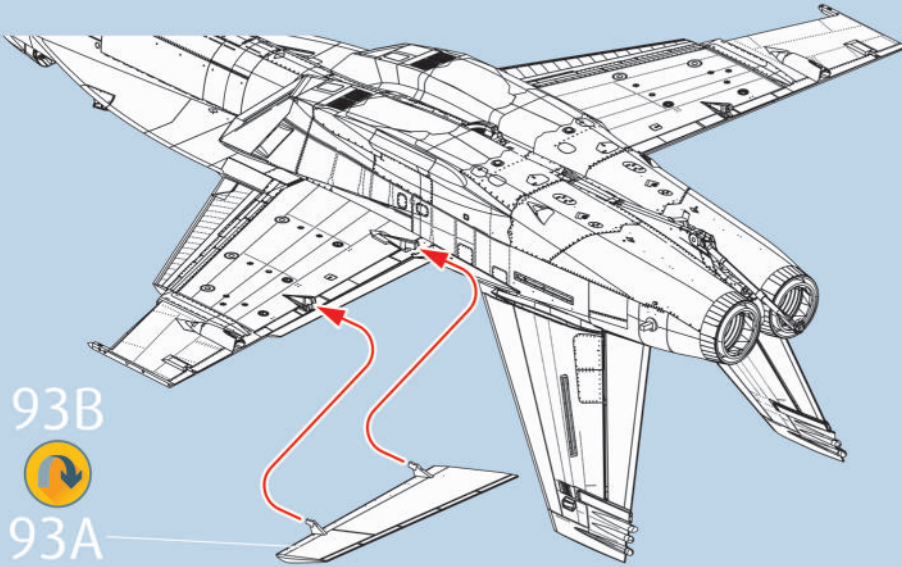
92 ?  



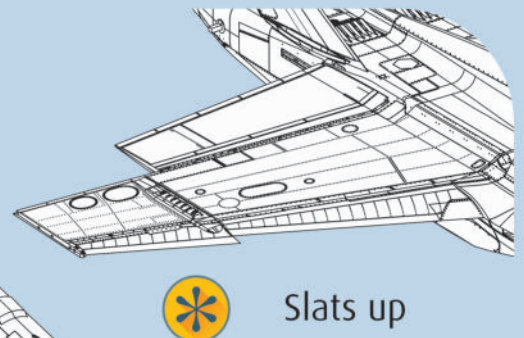
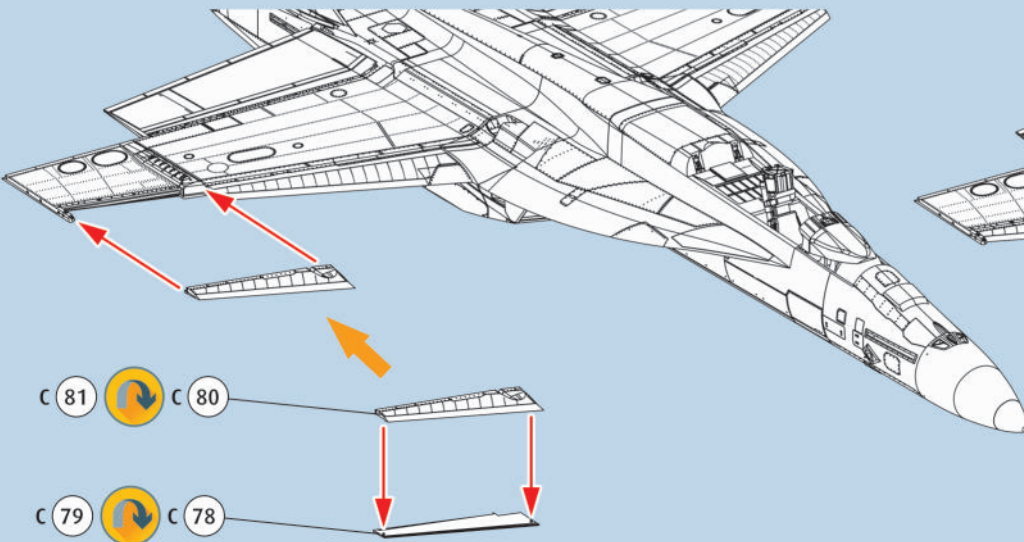

93 ?  2X



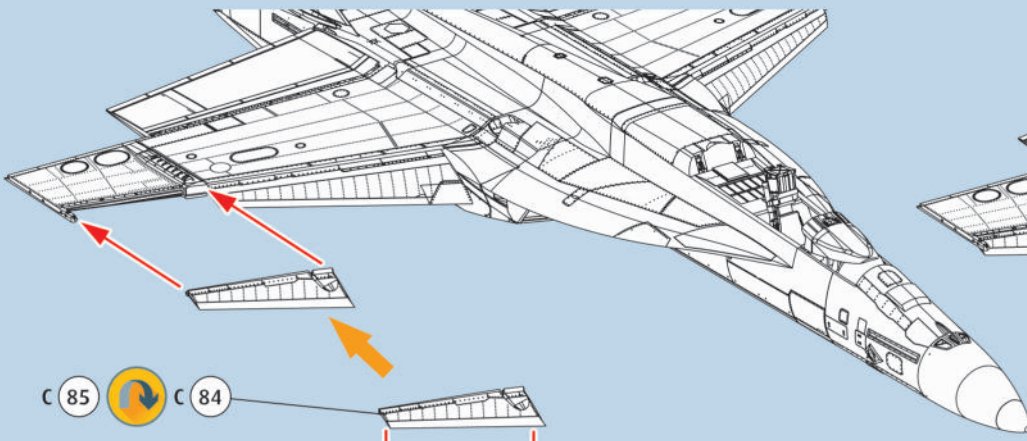
94 ?   



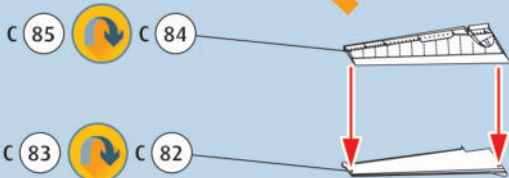
95 ?   



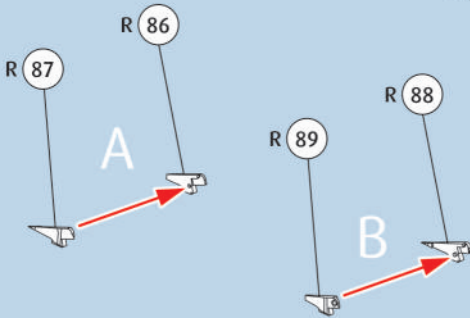
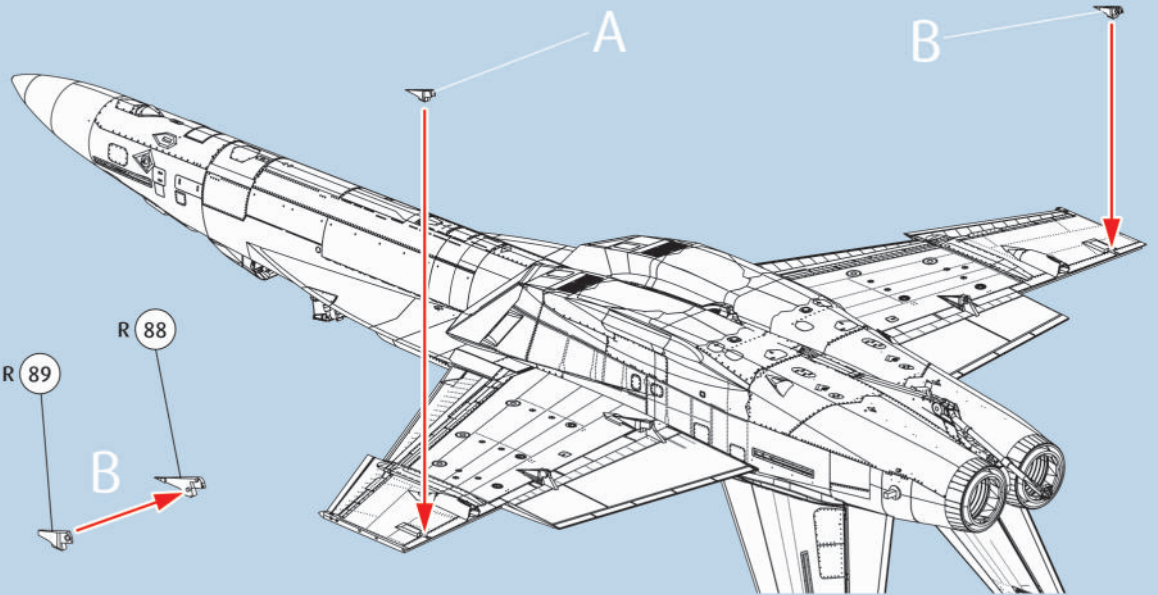
96



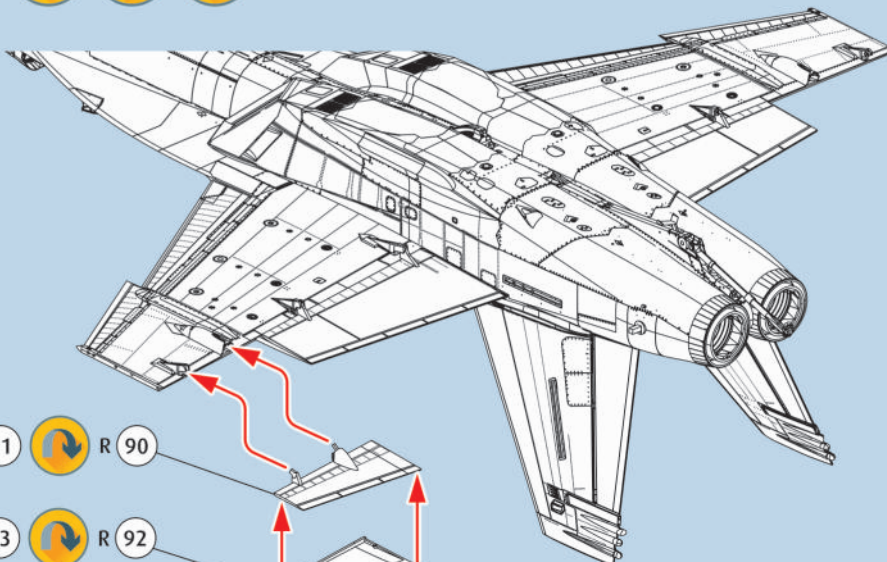
Slats down



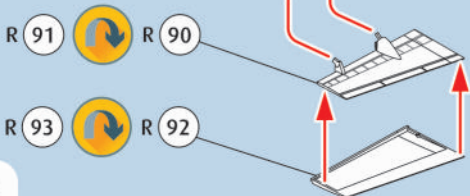
97



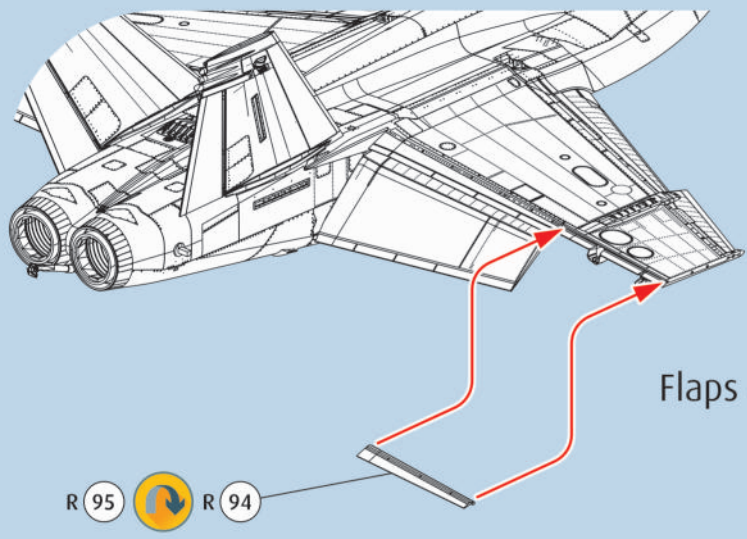
98



Flaps up

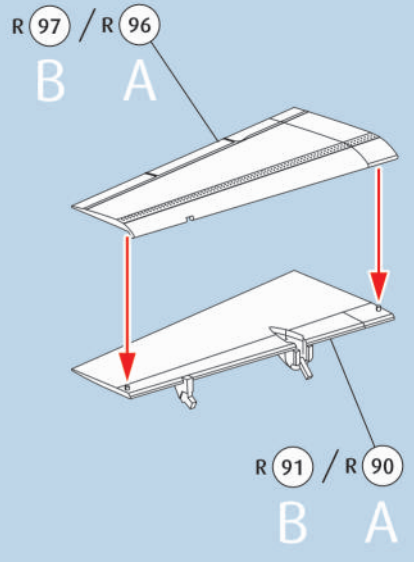


99 ?  

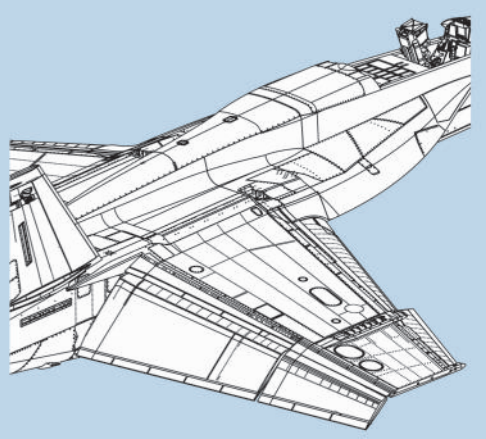
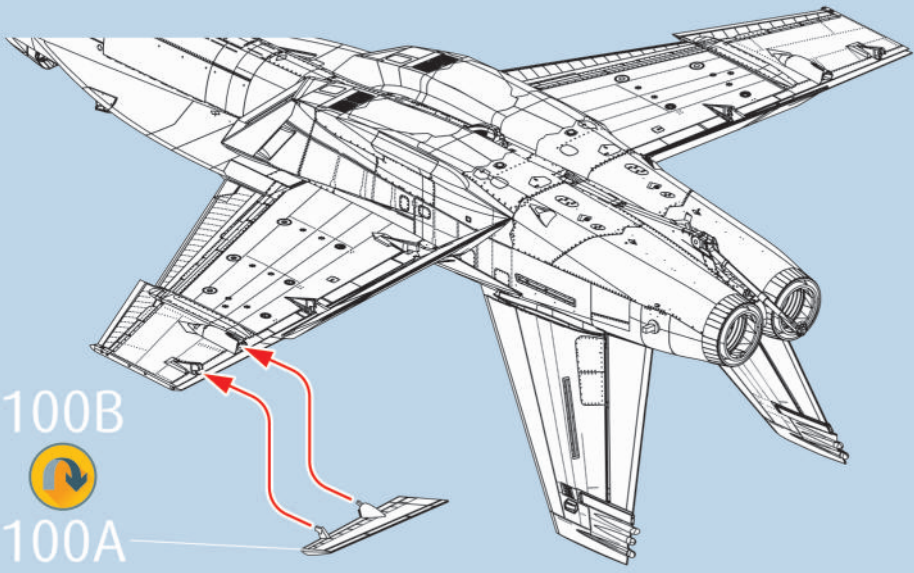



Flaps down

100 ?  2X

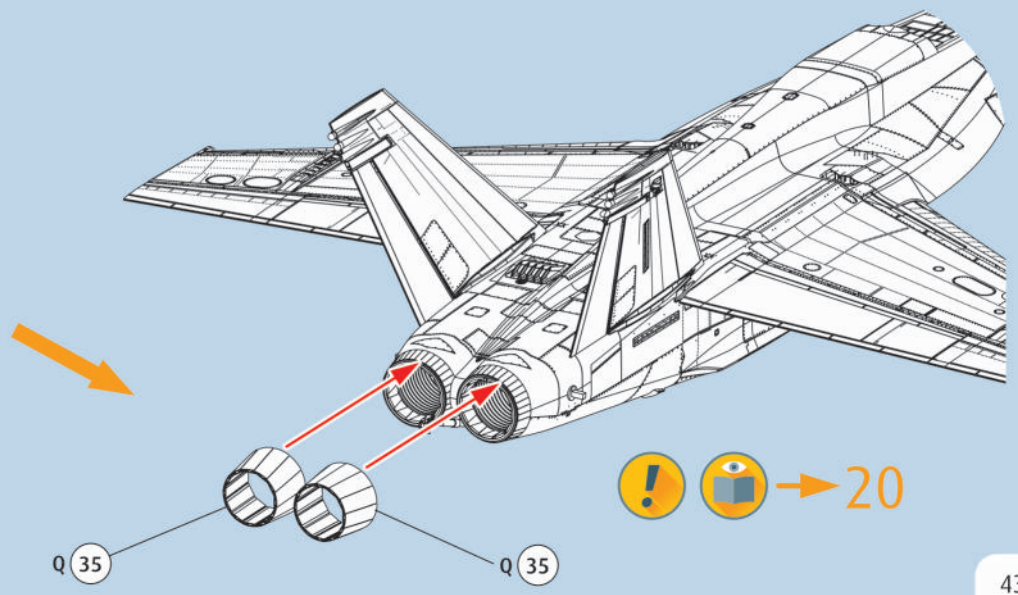
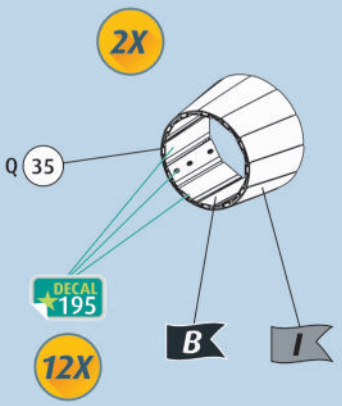


101 ?   

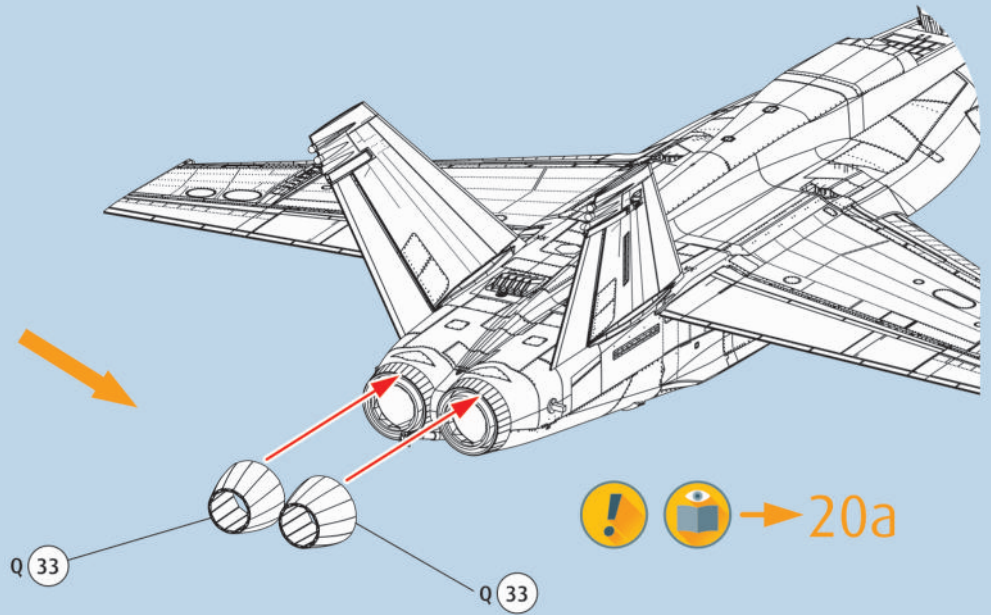
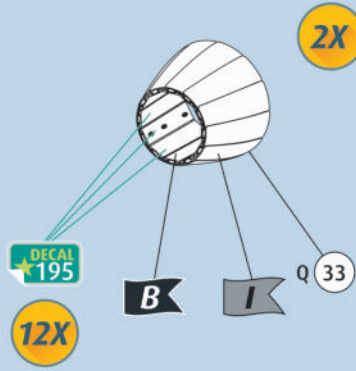


Flaps down 

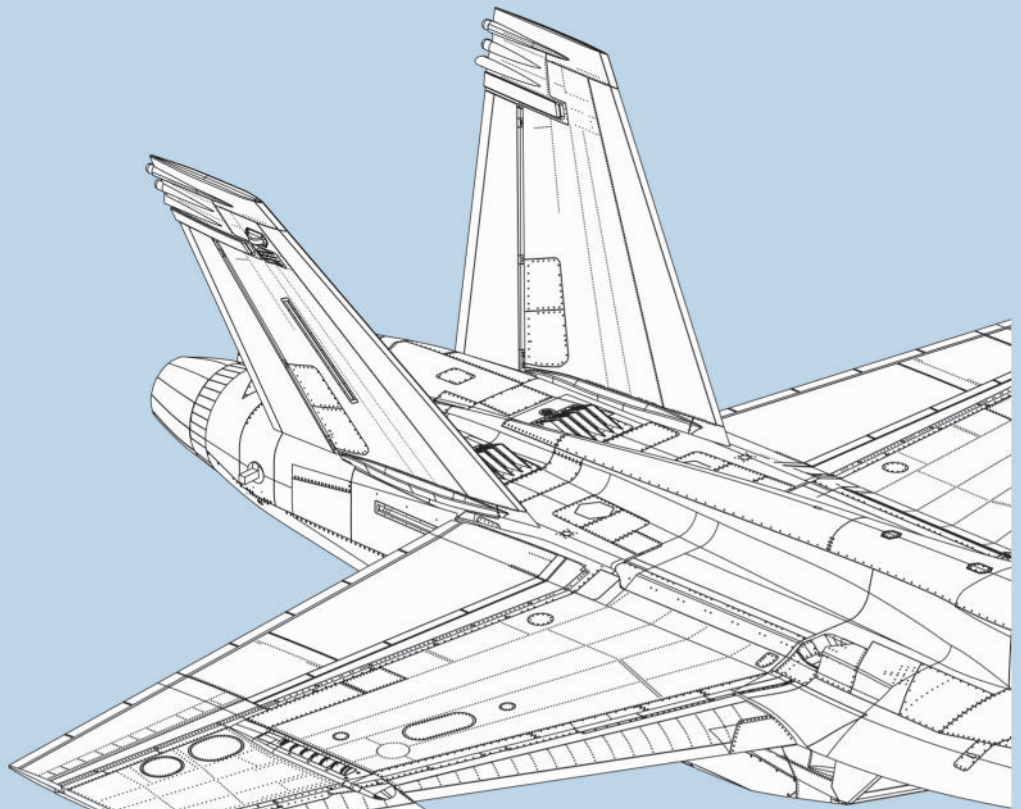
102    




102a



103



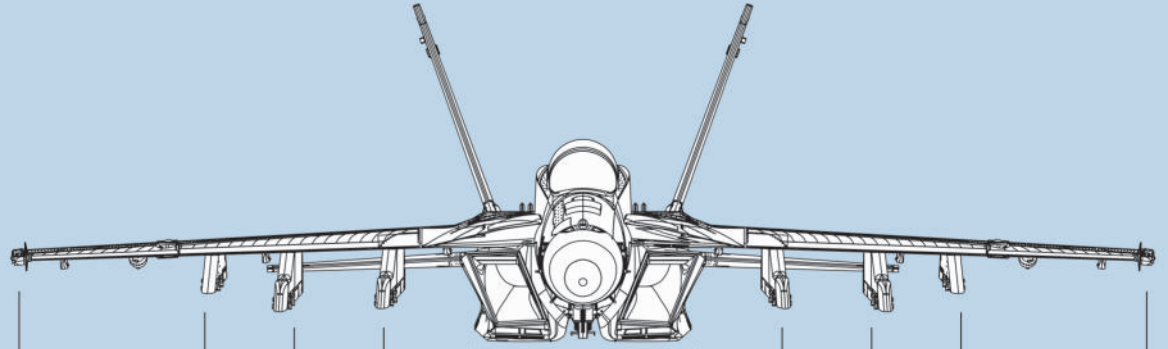
→ 149
early type



→ 148
late type

P 99

104 ?

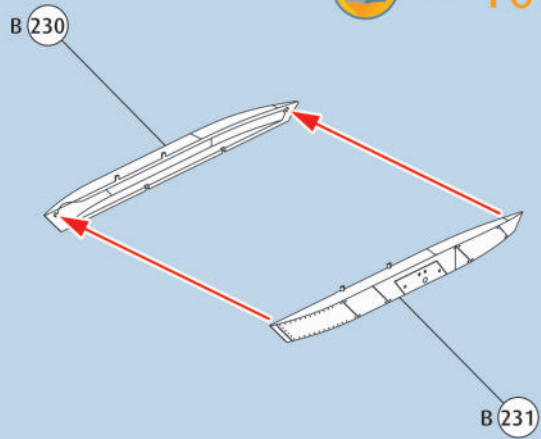


SUU-78A						●							
SUU-79A			●	●				●	●				
SUU-80A		●										●	
LAU-127A	●	●	●	●			●	●	●				●
LAU-127B	●												●
AIM-9M	●												●
AIM-9X	●												●
AIM-120C		●	●	●	●		●	●	●	●			
GBU-12		●	●						●	●			
GBU-31-3B			●	●				●	●				
GBU-38			●	●				●	●				
FPU-11A		●	●		●		●	●					

105 ?

SUU-78A

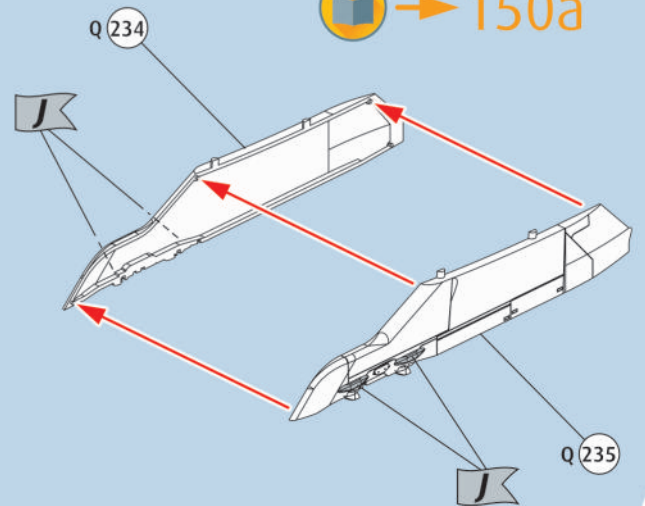
→ 108

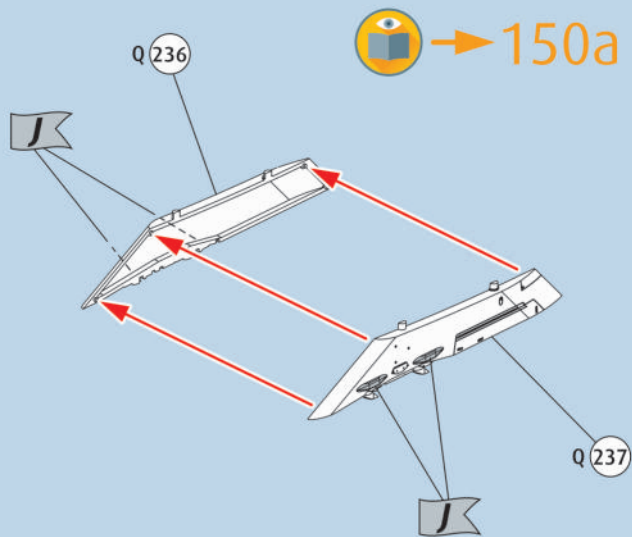
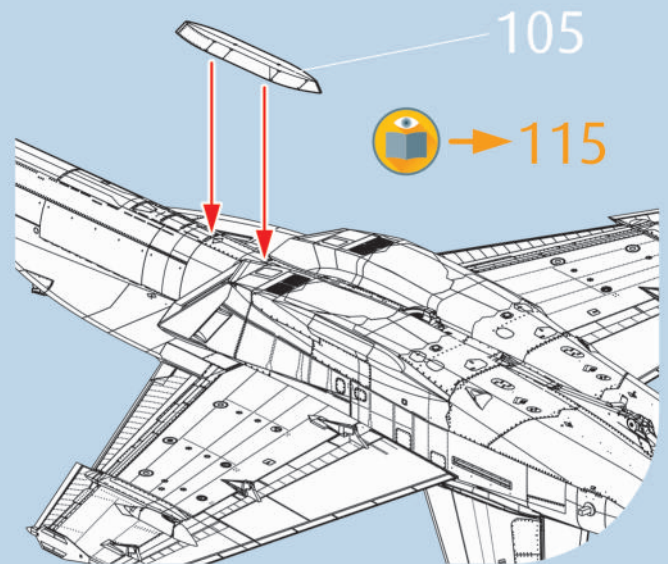
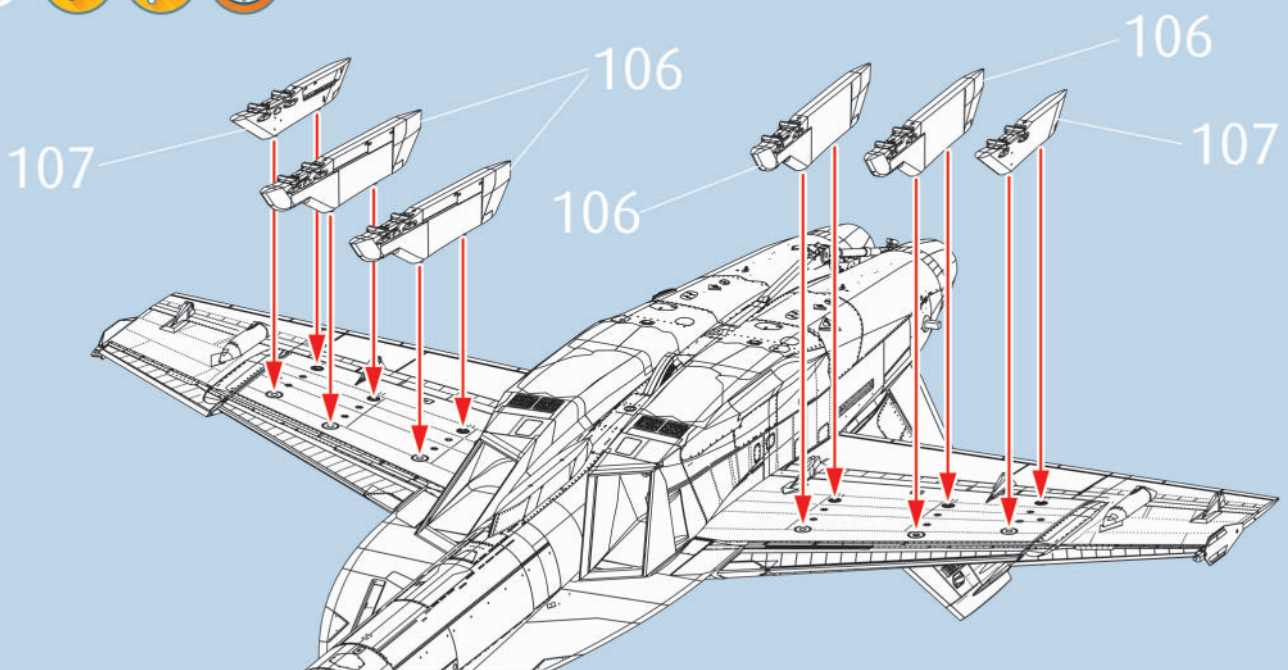
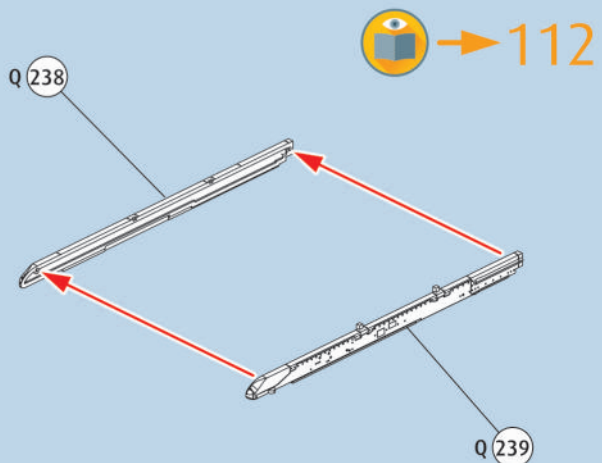
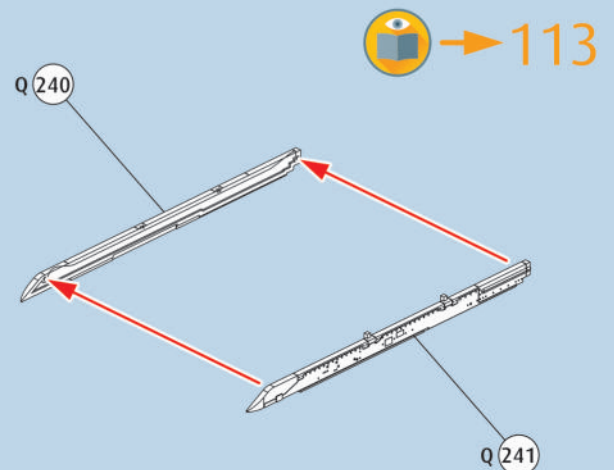


106 ?

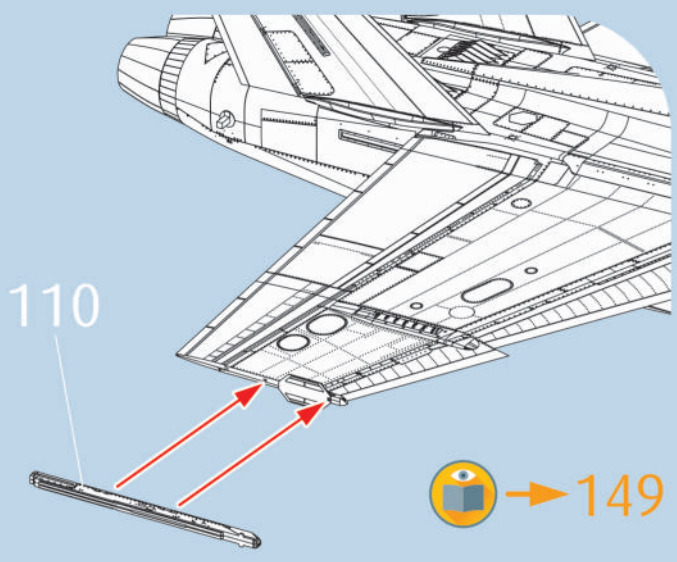
SUU-79A

→ 150a

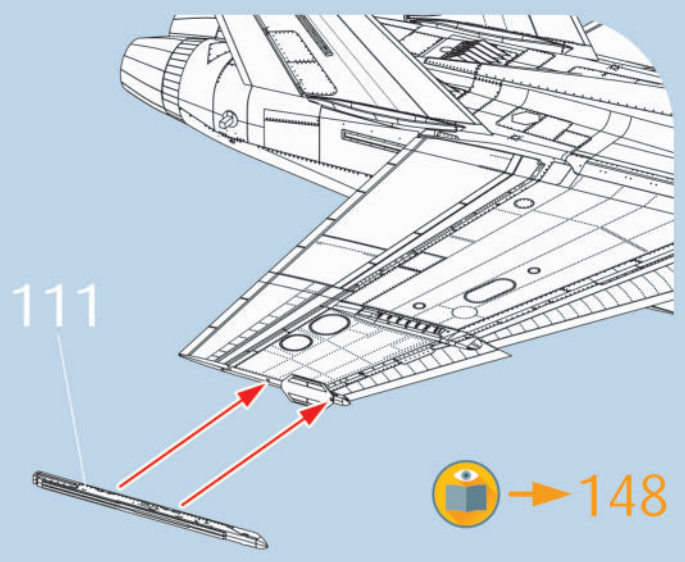


107 ?   2X SUU-80A108 ? 109 ?  110 ?  2X LAU-127A111 ?  2X LAU-127B

112 ? [Wrench] [Refresh]



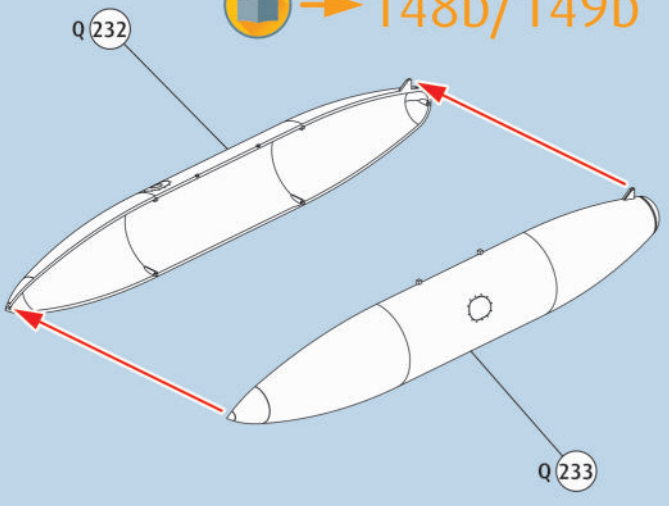
113 ? [Wrench] [Refresh]



114 ? [Wrench]

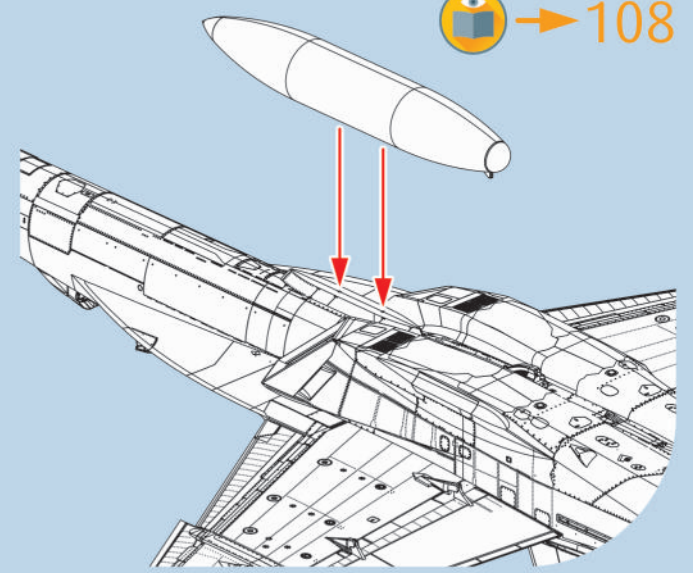
FPU-11A

[Box icon] → 148b/149b



115 ? [Wrench]

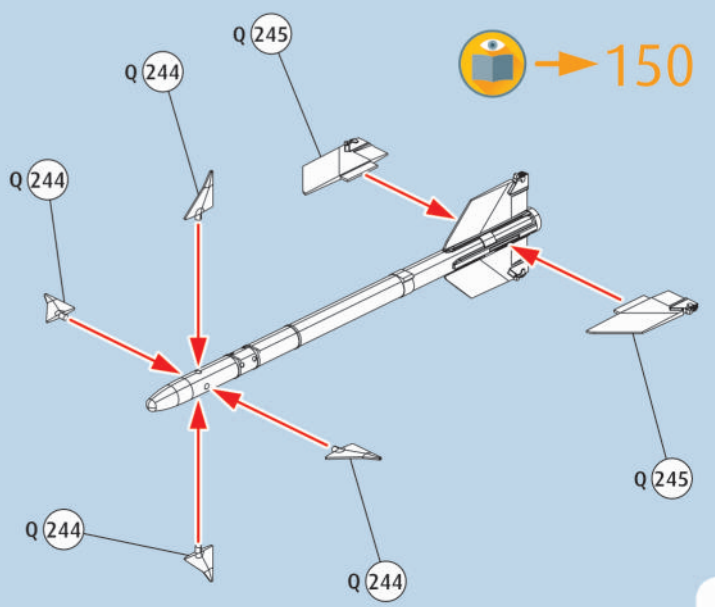
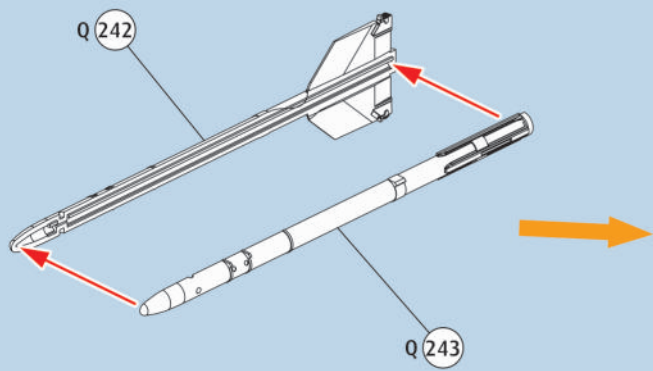
[Box icon] → 108



116 ? [Wrench] [2X]

AIM-9M

[Box icon] → 150

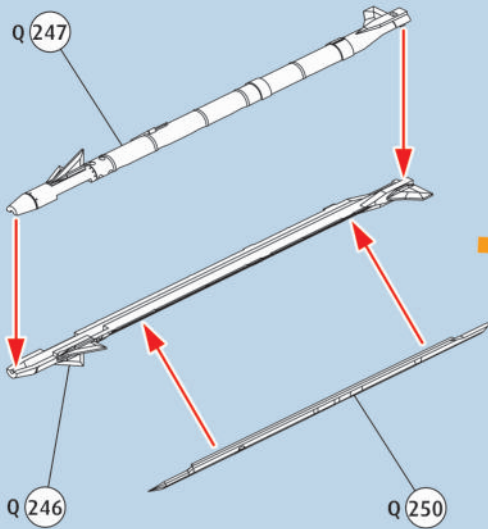


117



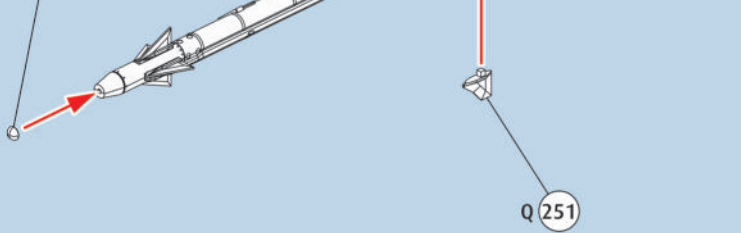
AIM-9X

→ 150

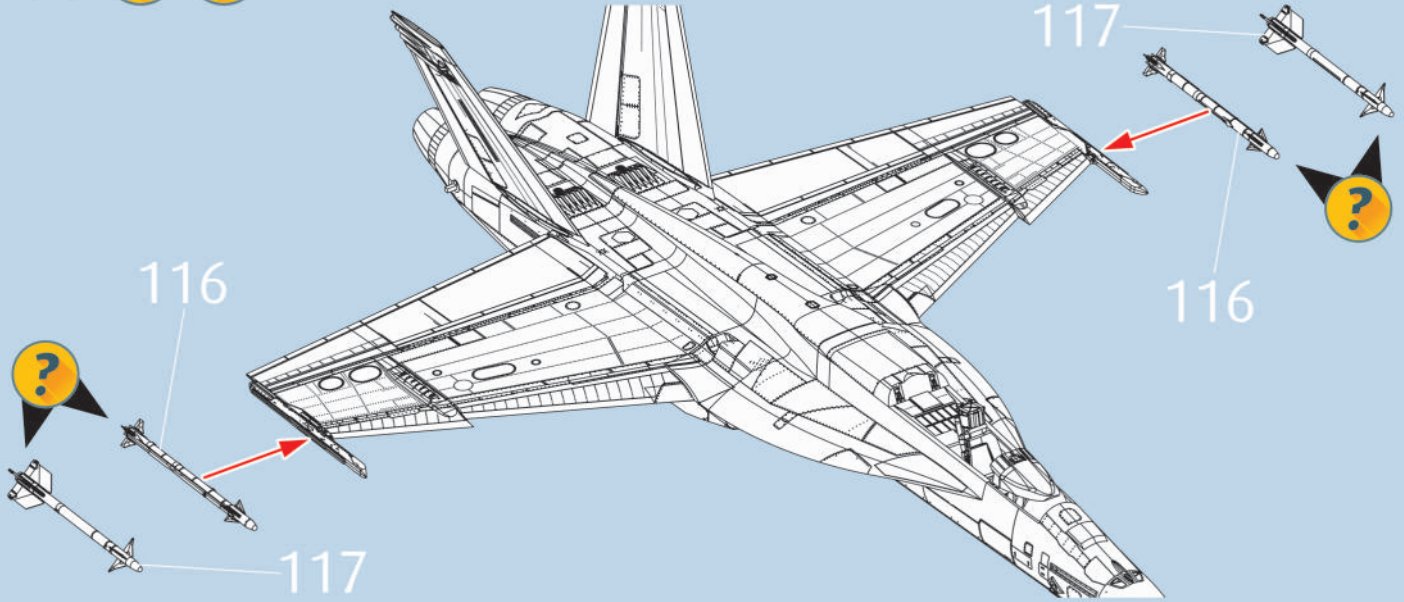


Clear

S 248



118

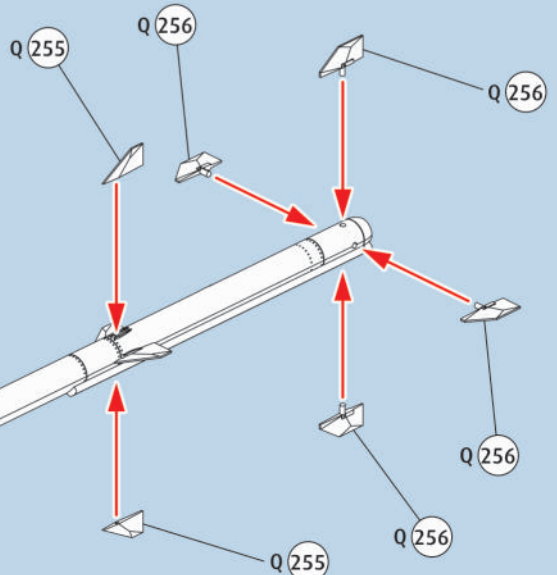
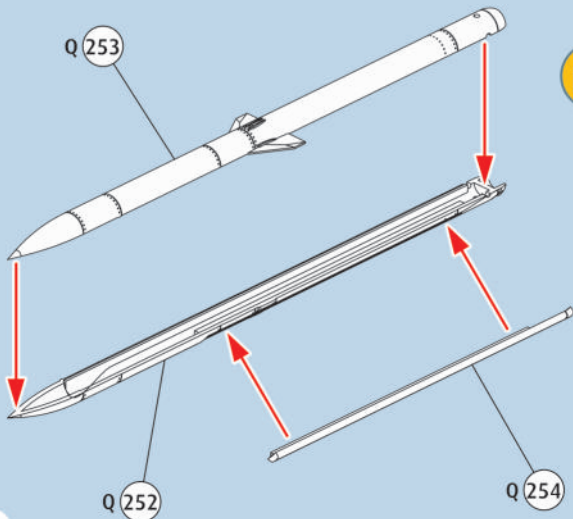


119

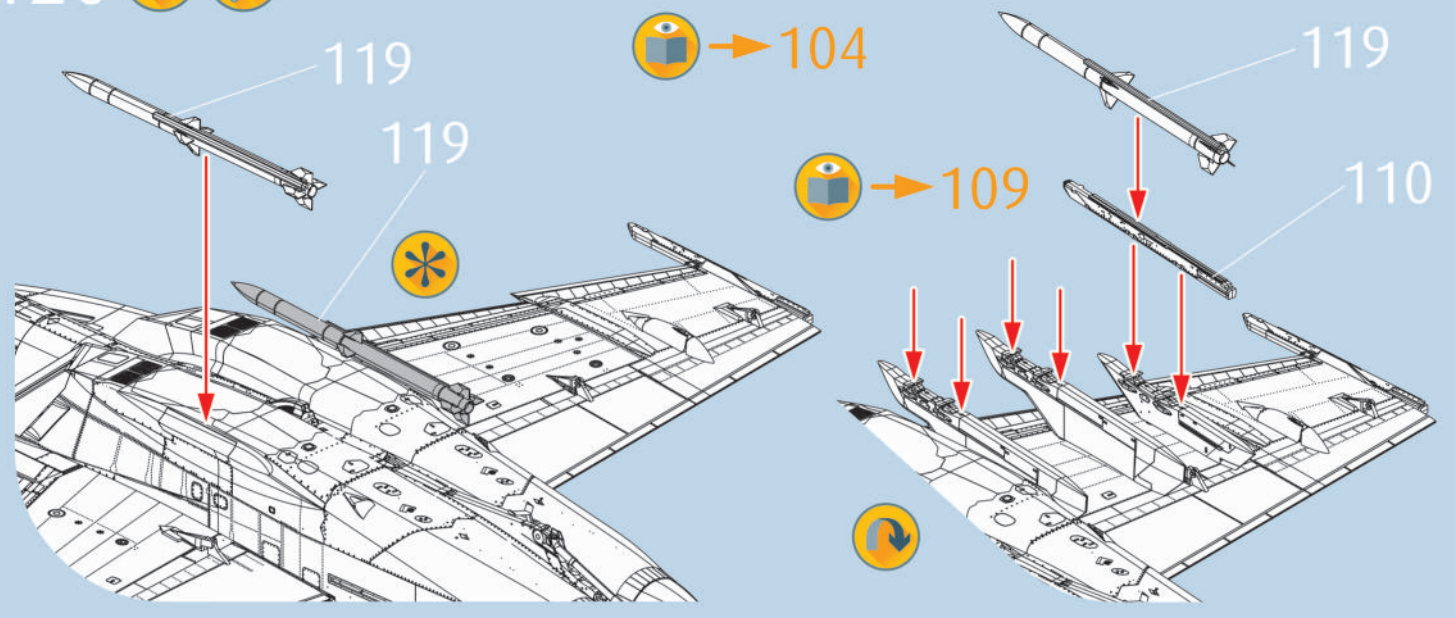


AIM-120C

→ 150a

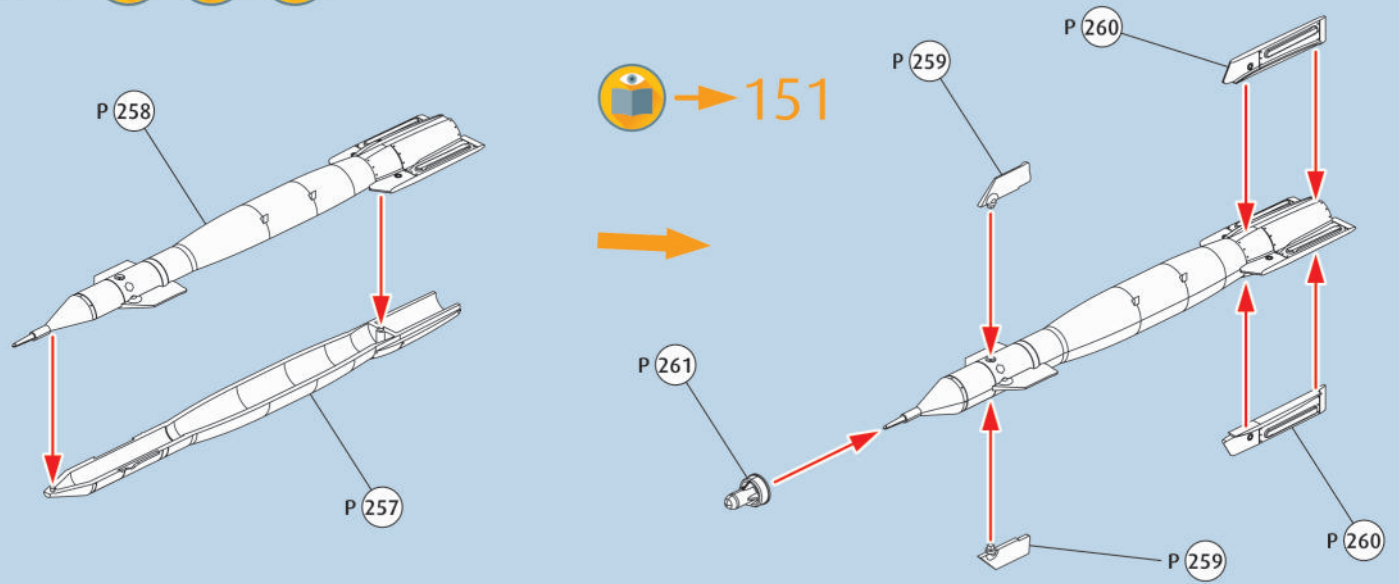


120 ? 

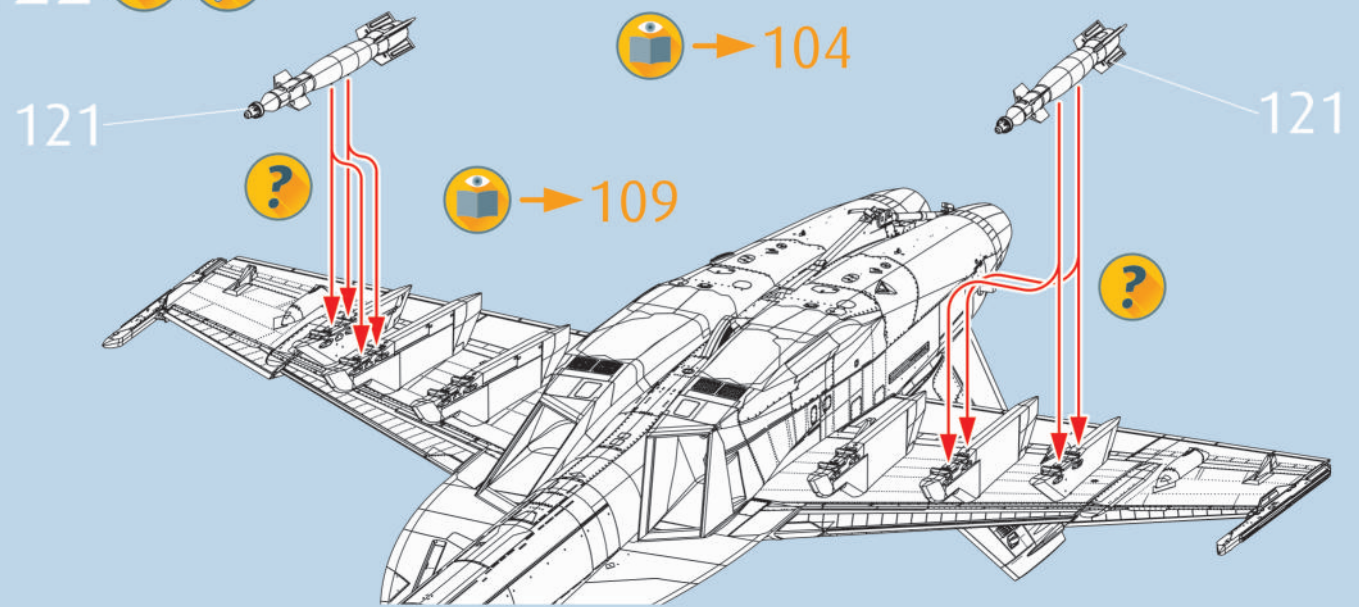


121 ?  2X

GBU-12



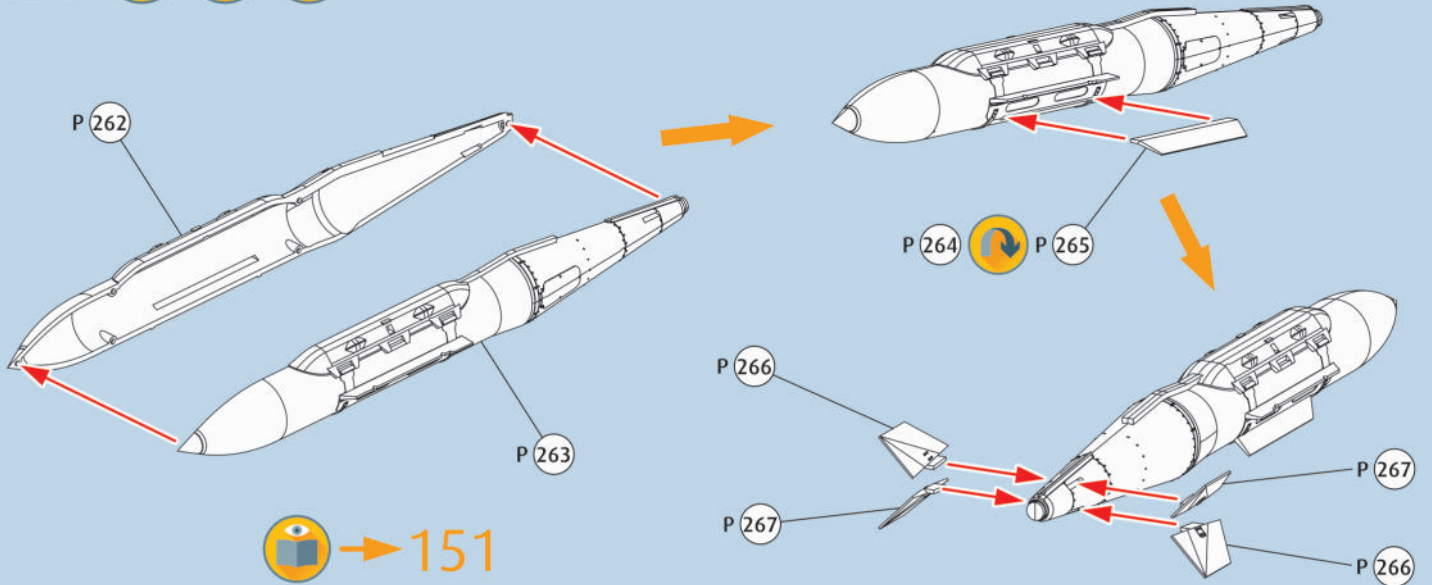
122 ? 



123



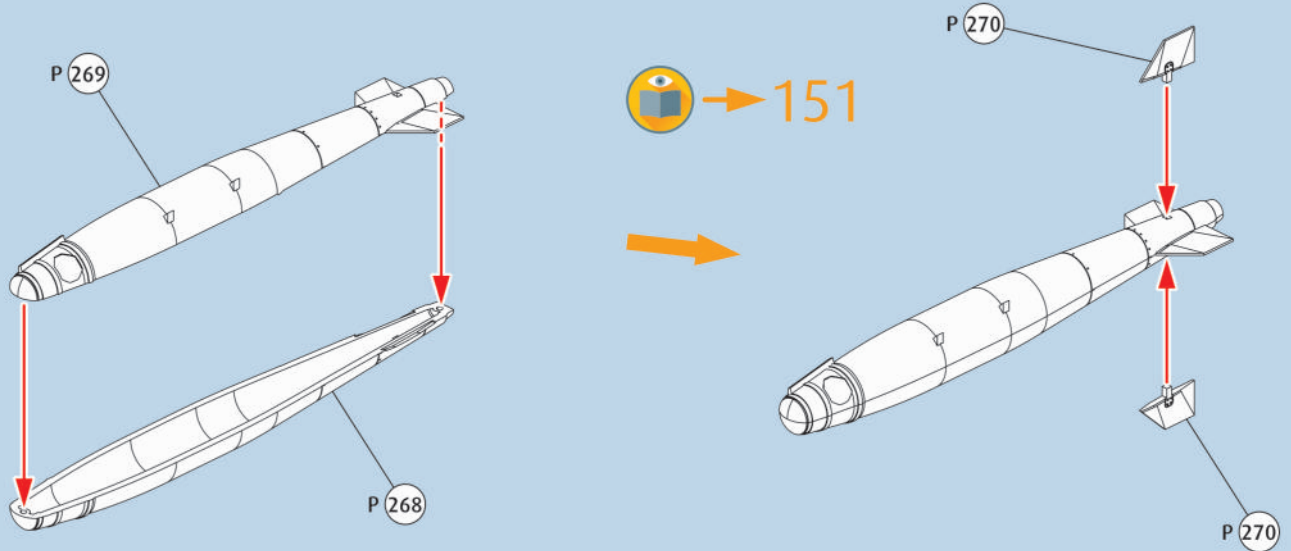
GBU-31-3B



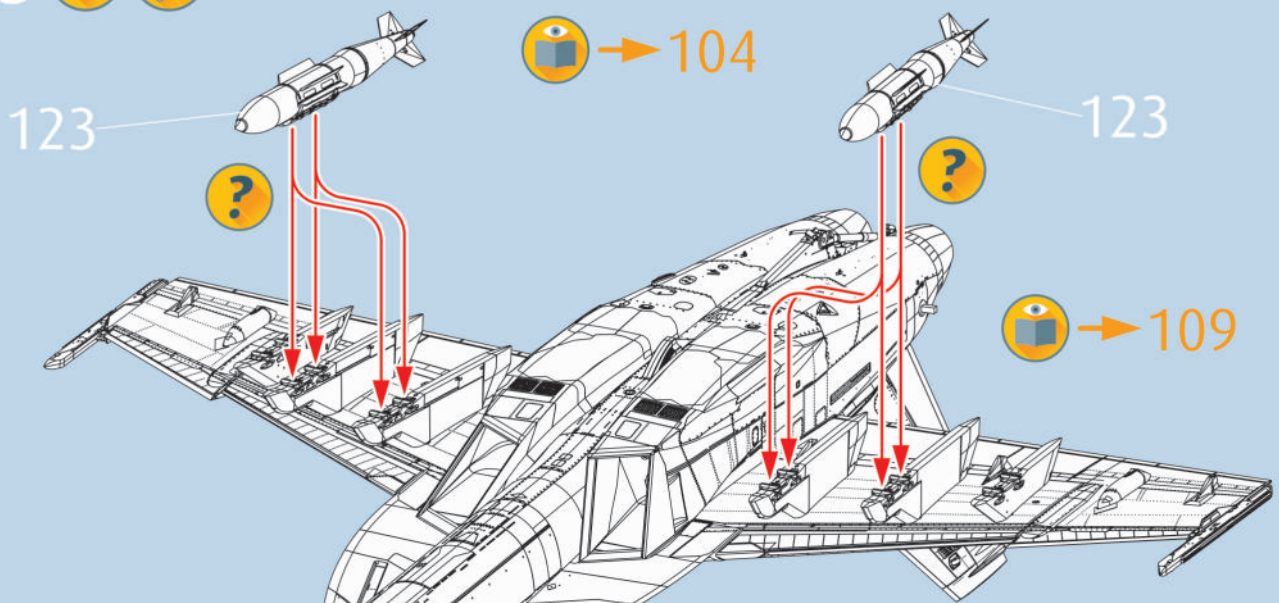
124



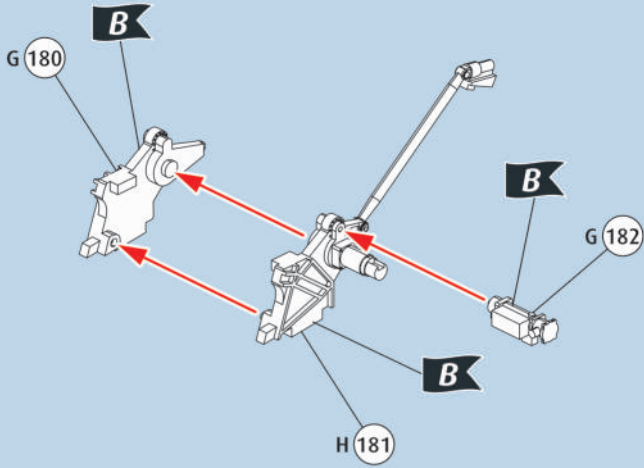
GBU-38



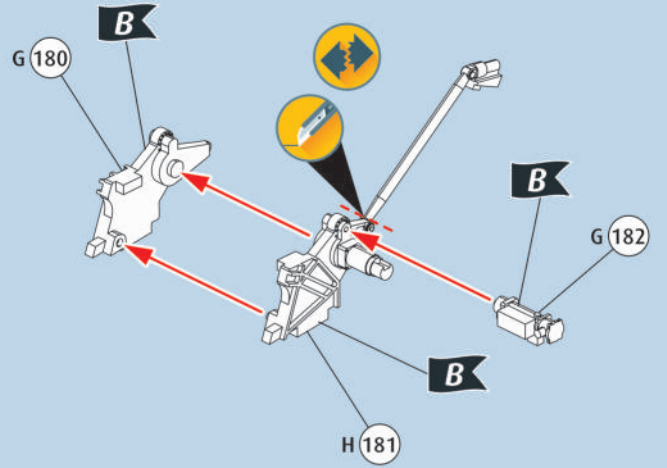
125



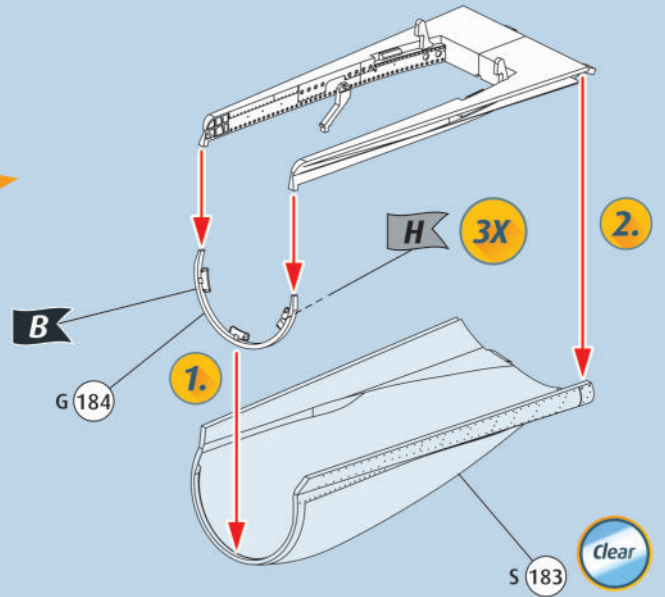
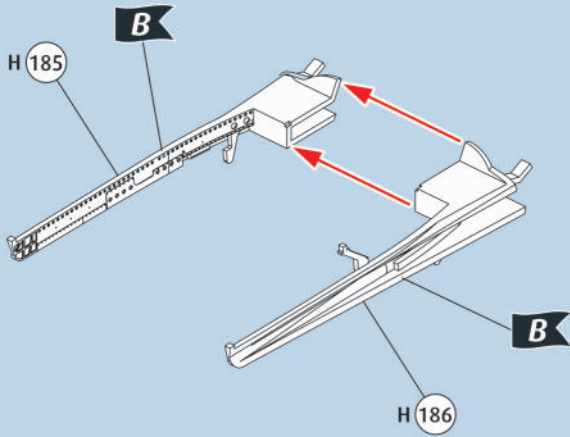
129



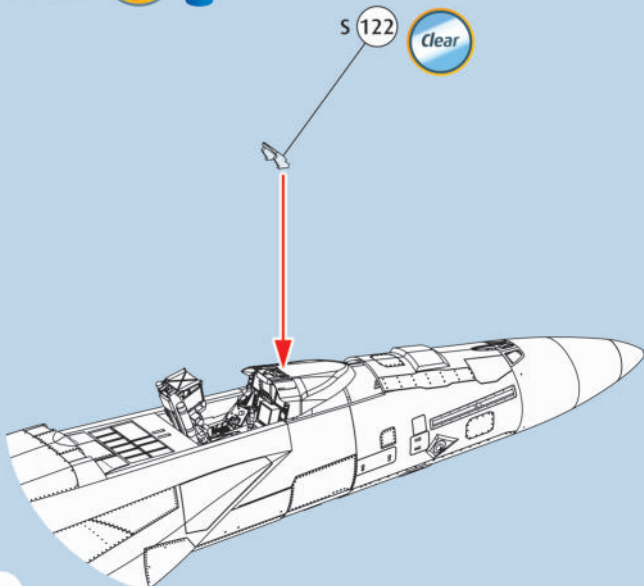
130



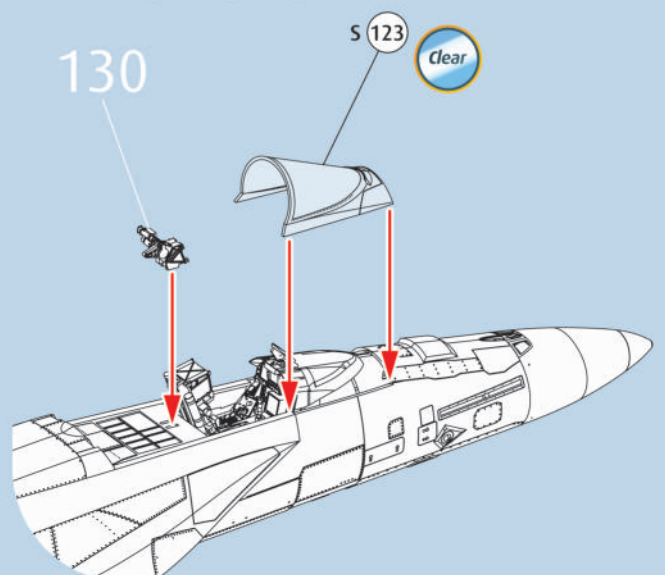
131



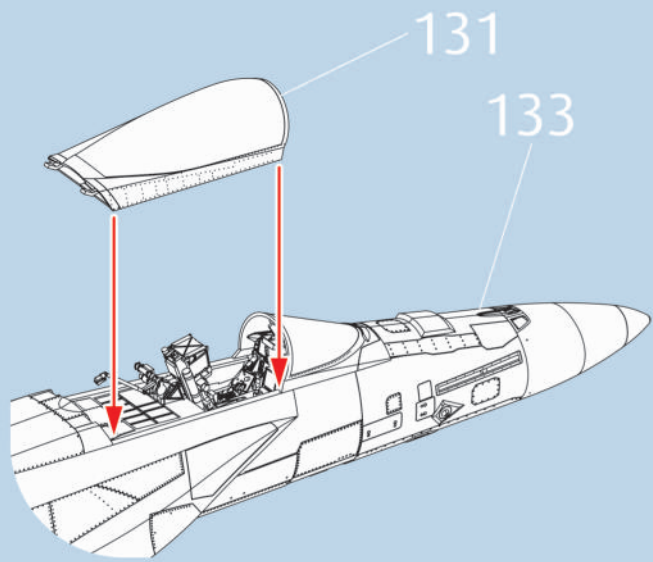
132



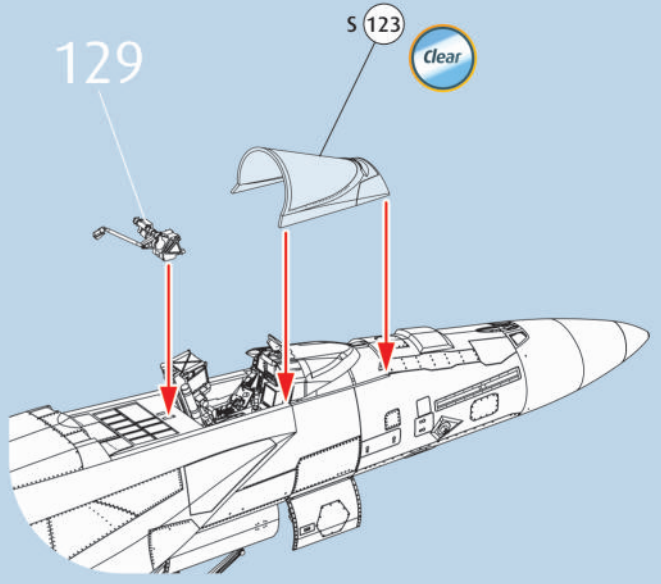
133



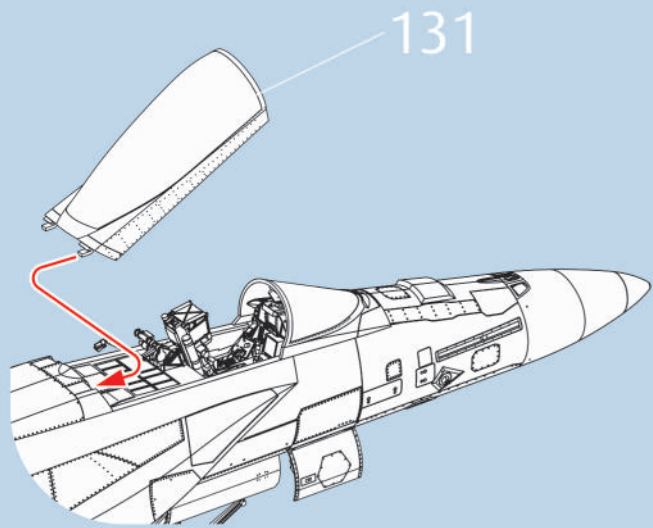
134



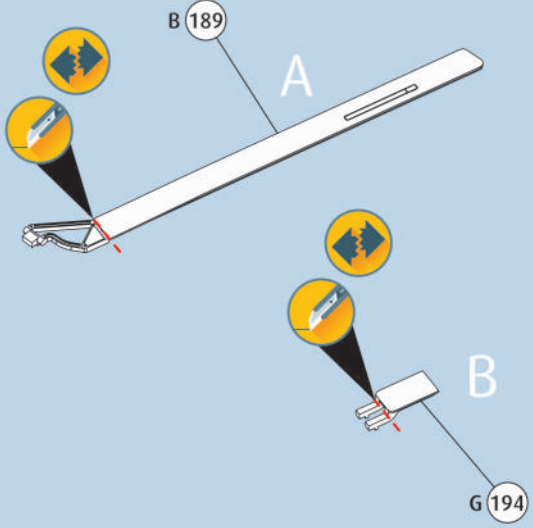
135



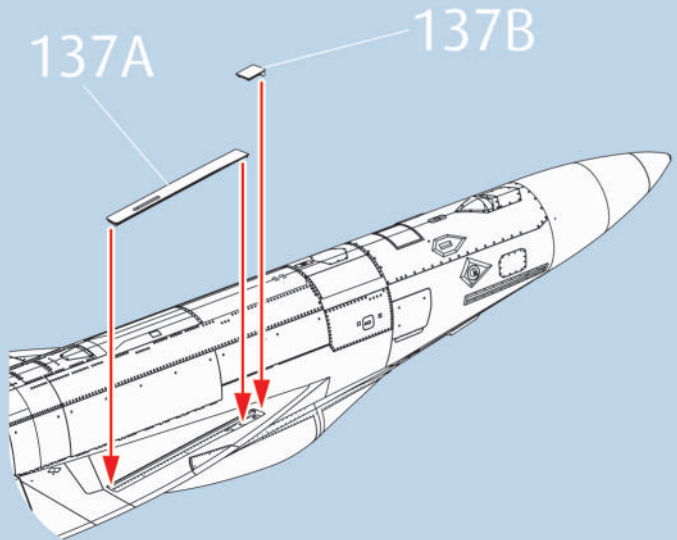
136



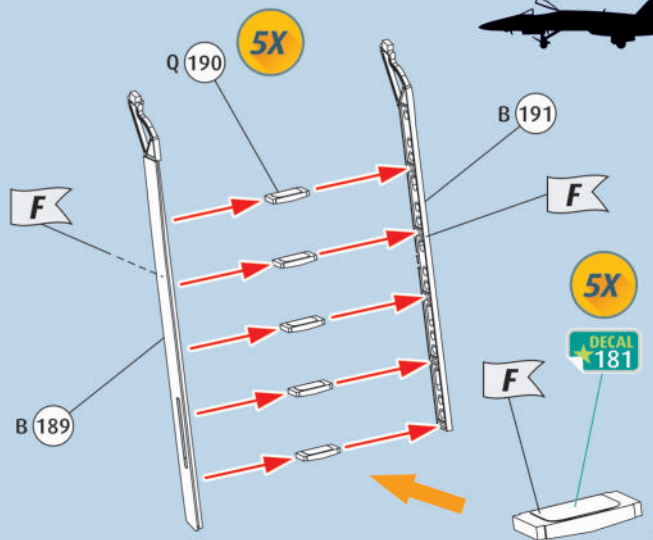
137



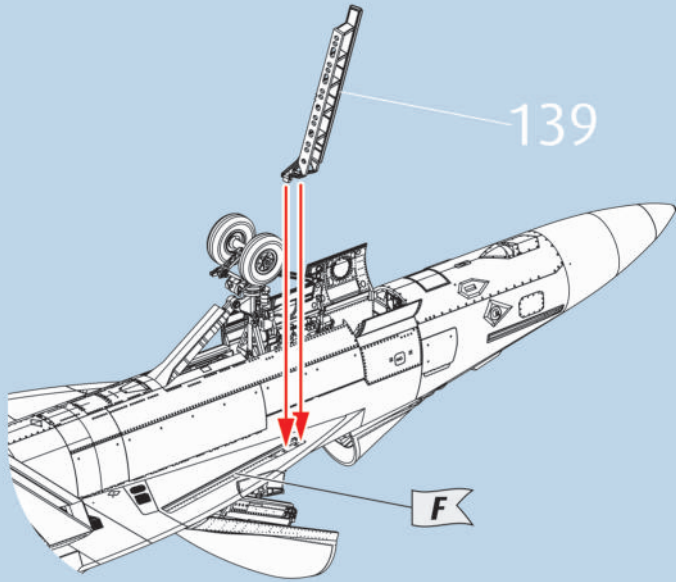
138



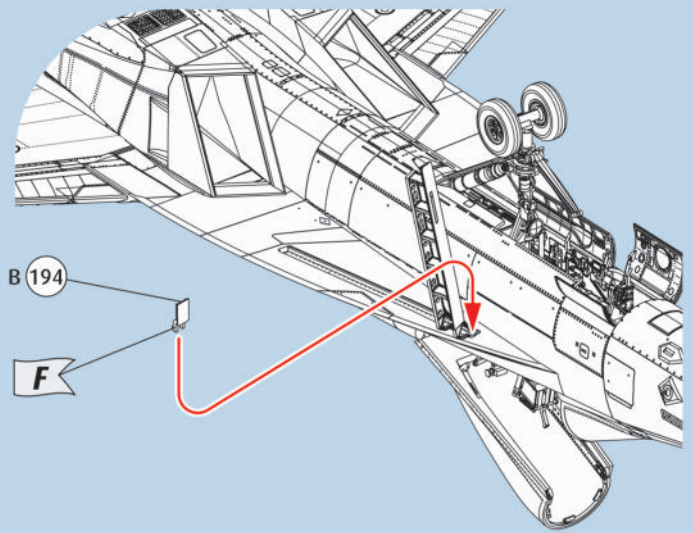
139



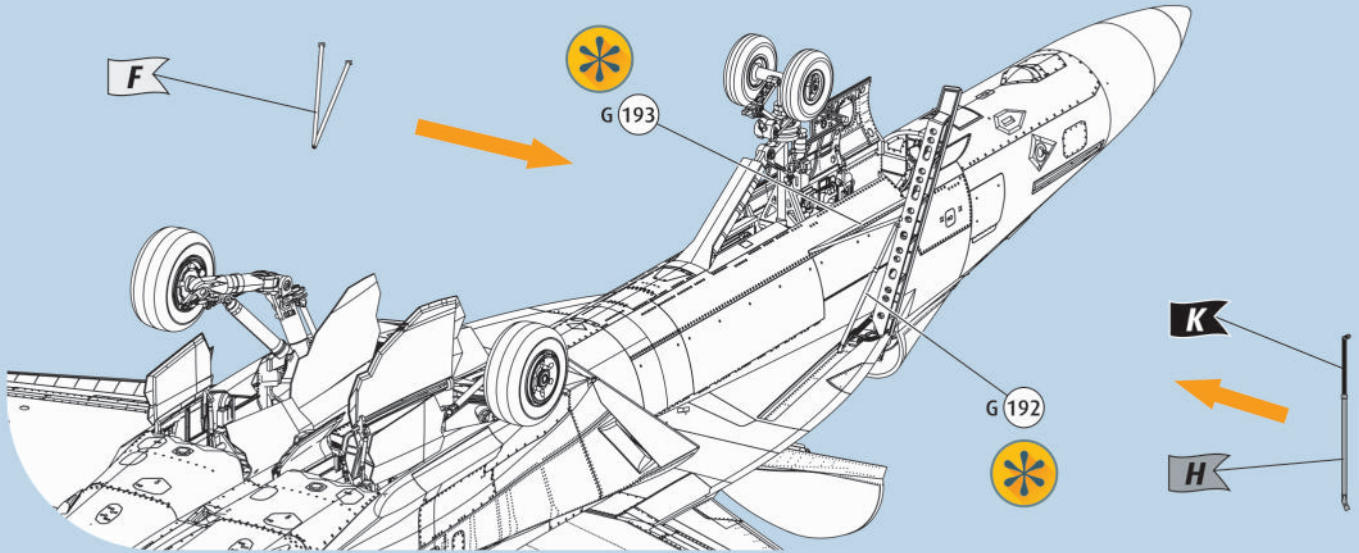
140



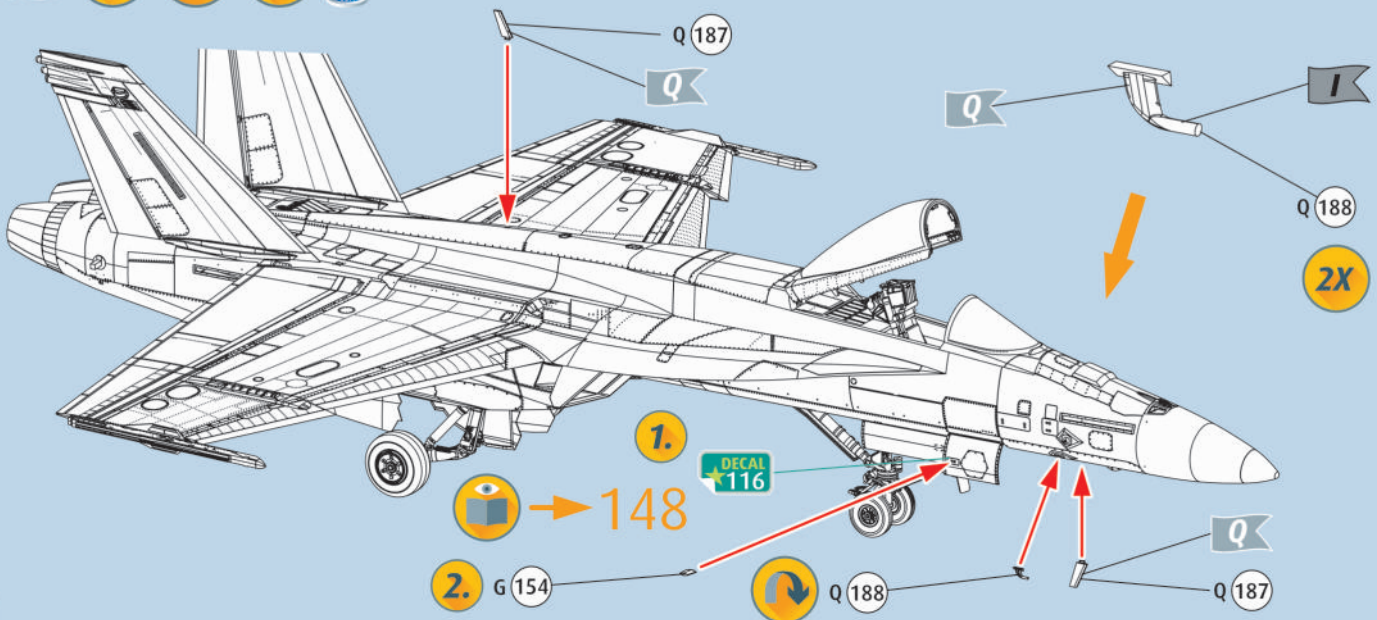
141



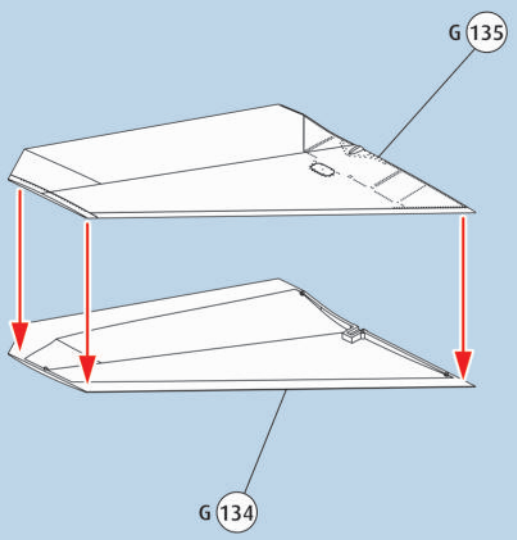
142



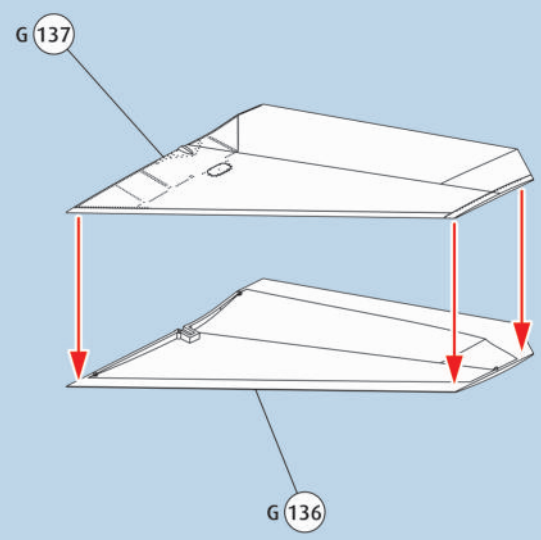
143




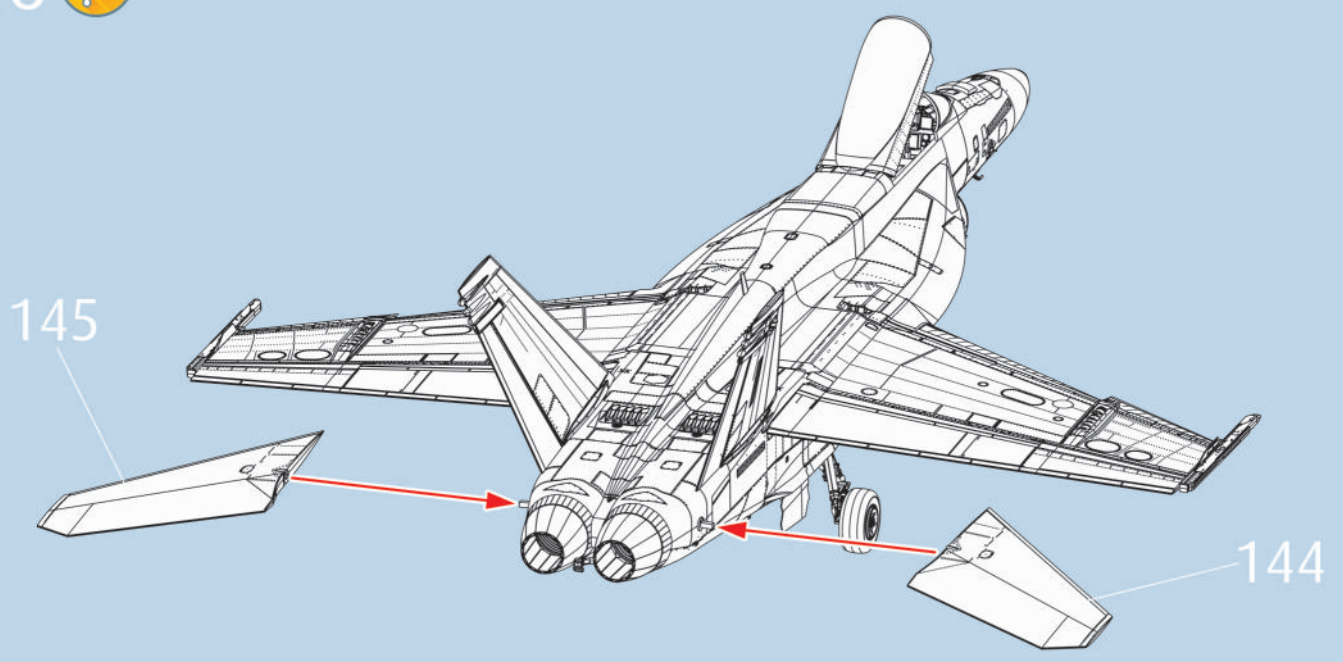
144 ? 



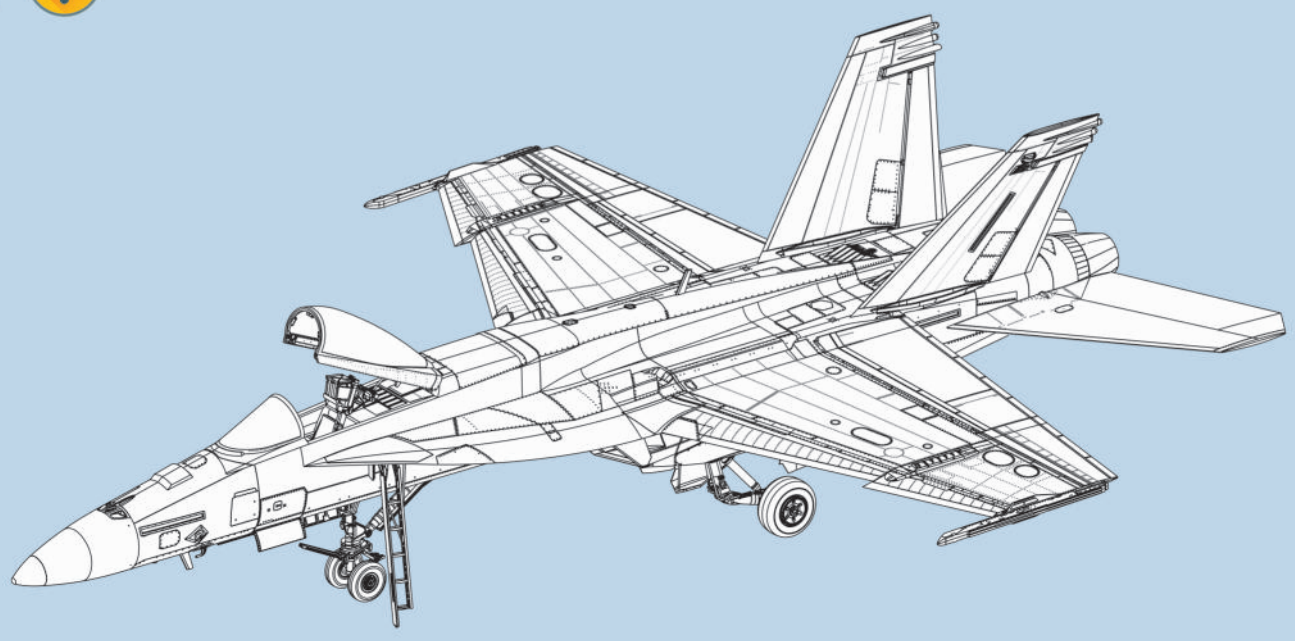
145 ? 



146 

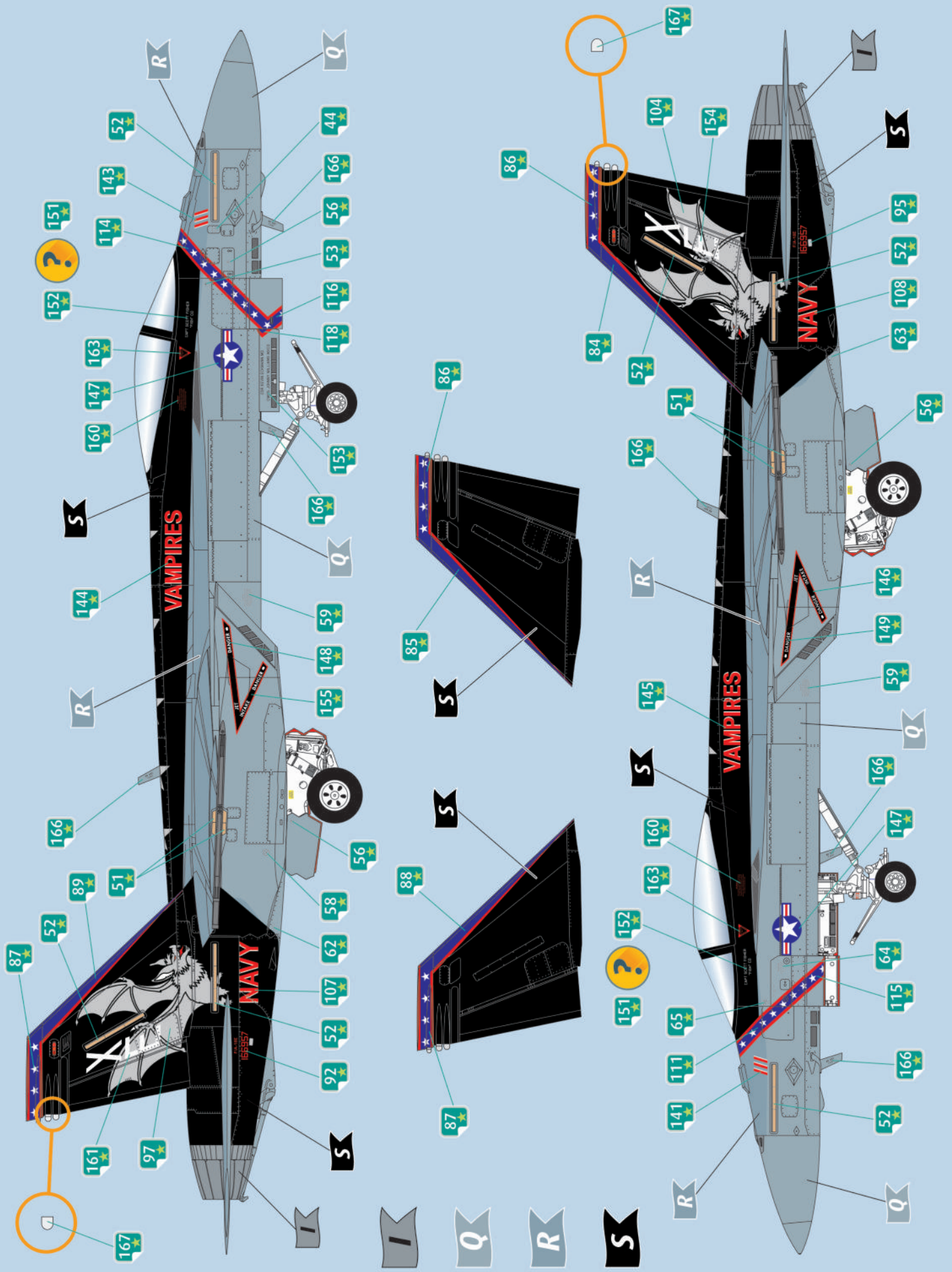


147 





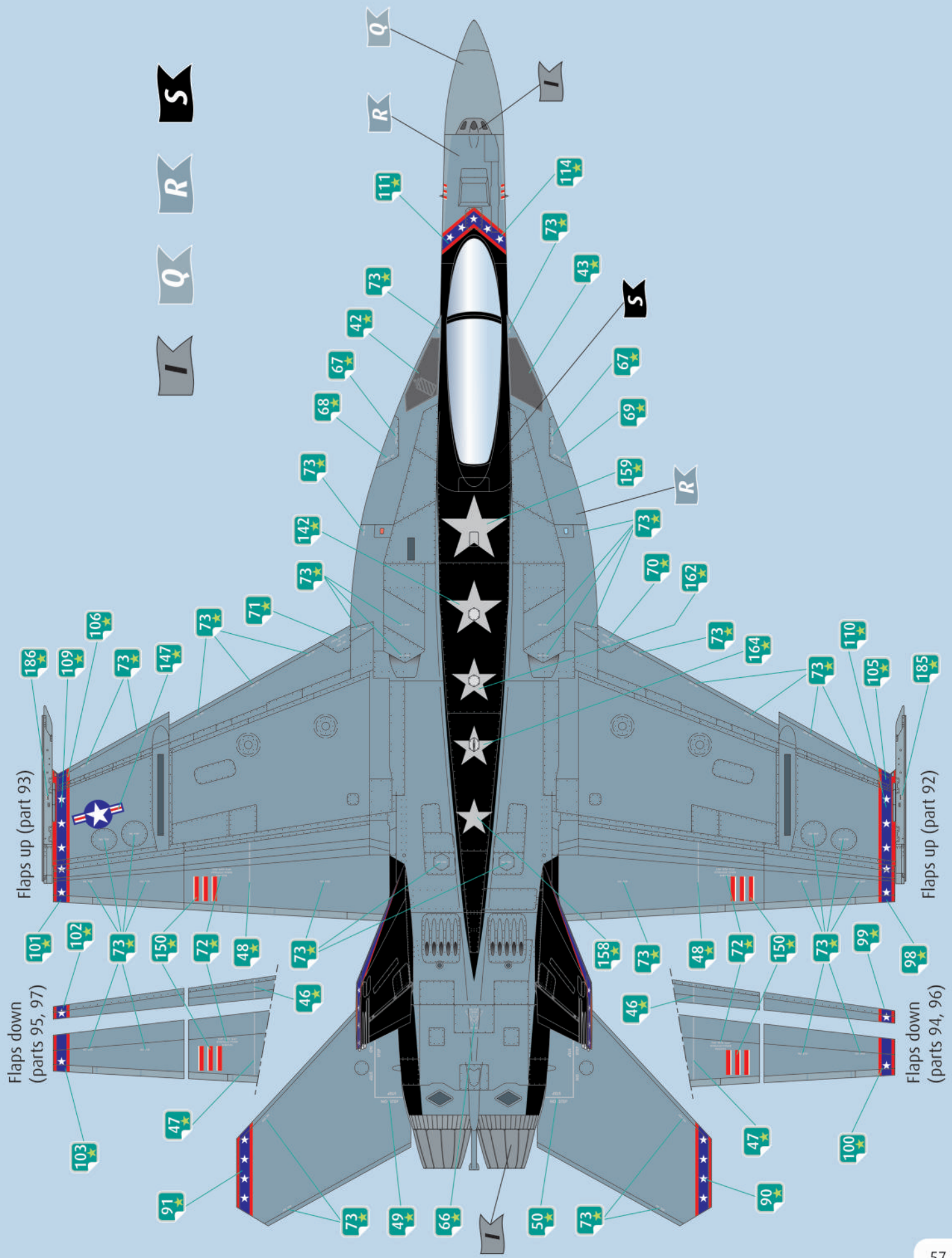
F/A-18E Super Hornet NuBo 166957 "Vampires 111"
Air Test and Evaluation Squadron VX-9 - China Lake NAWS, California.



148a



F/A-18E Super Hornet NuBo 166957 "Vampires 111"
Air Test and Evaluation Squadron VX-9 - China Lake NAWS, California.



Flaps up (part 93)

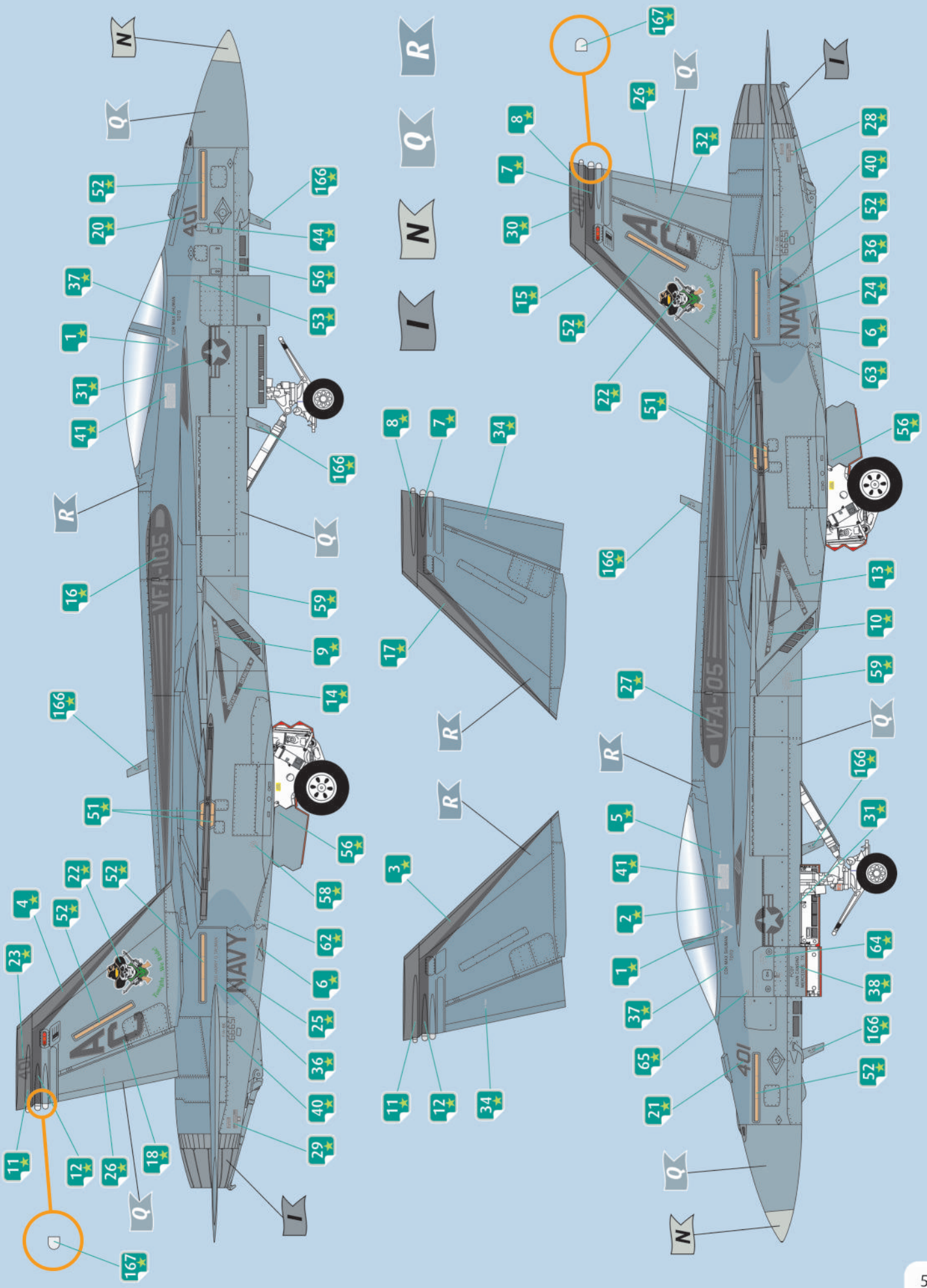
Flaps up (part 92)

Flaps down (parts 95, 97)

Flaps down (parts 94, 96)



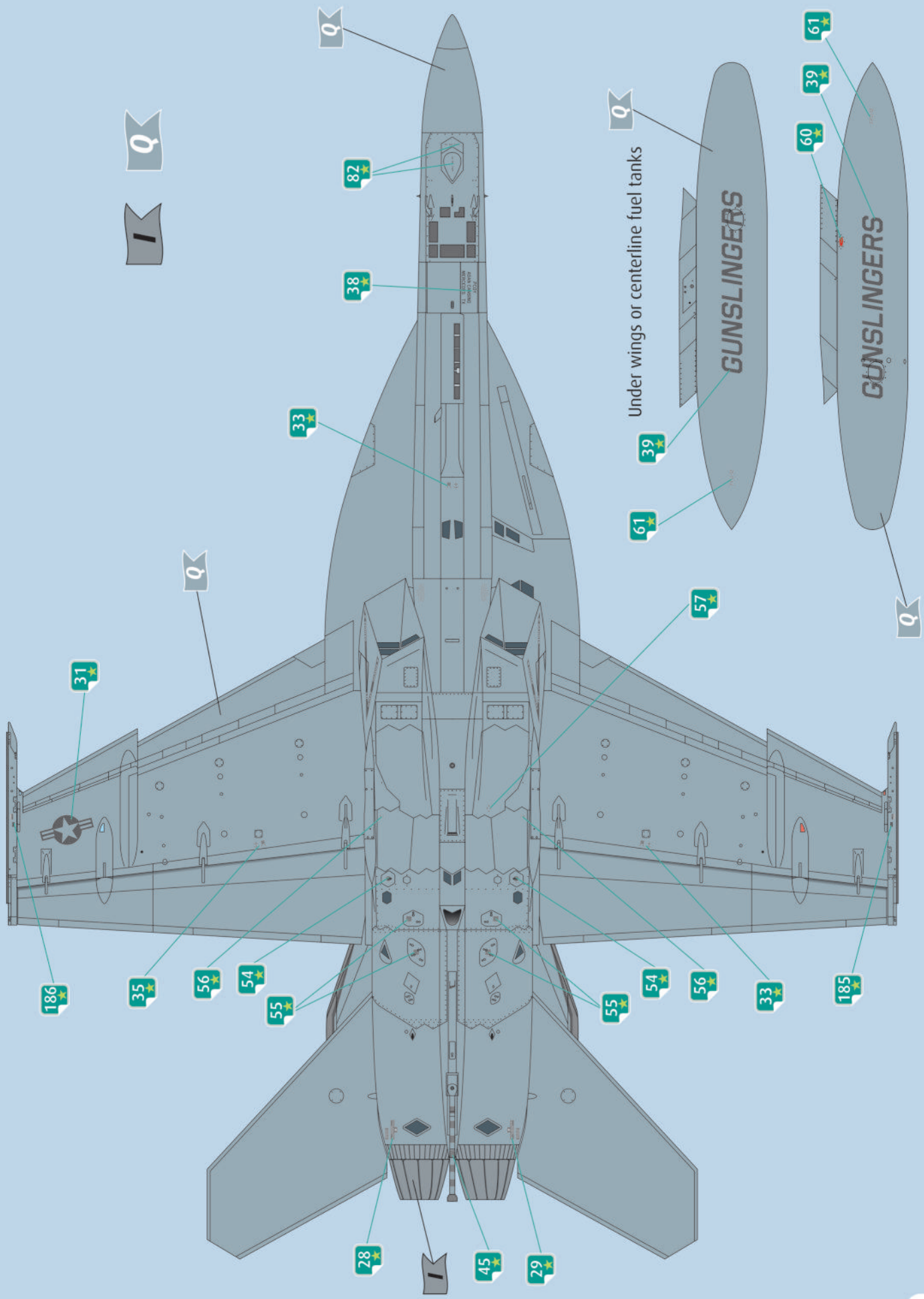
F/A-18E Super Hornet NuBo 166651 "Gunslingers 401"
Strike Fighter Squadron VFA-105 - USS Harry S Truman - 2010



149b

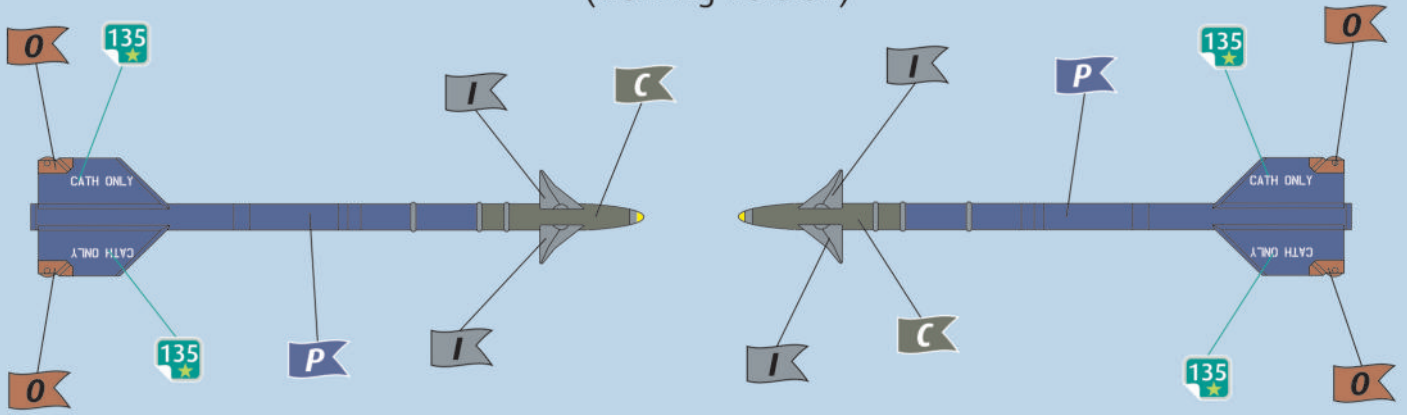


F/A-18E Super Hornet NuBo 166651 "Gunslingers 401"
Strike Fighter Squadron VFA-105 - USS Harry S Truman - 2010

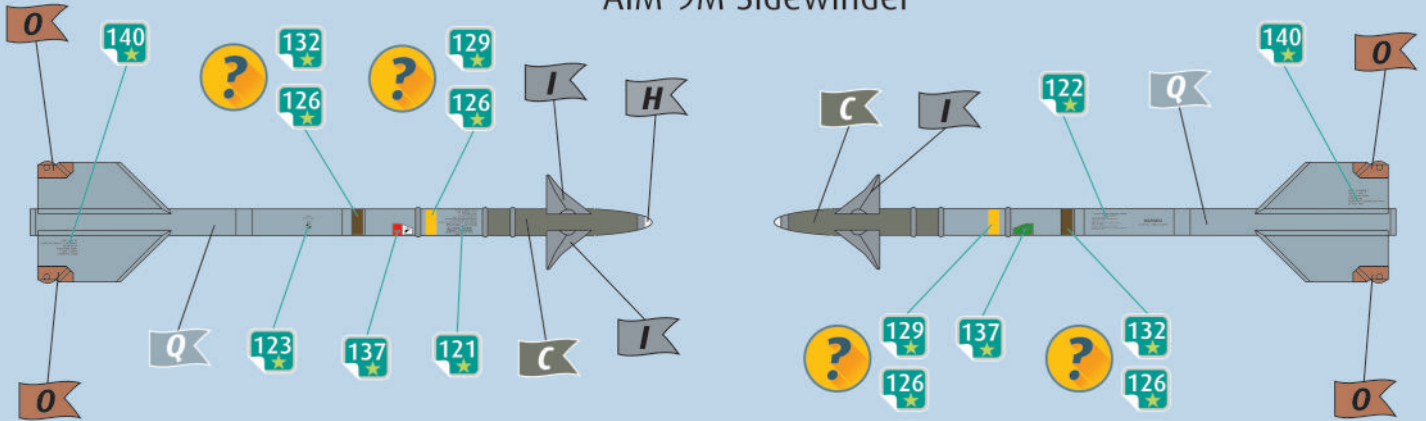




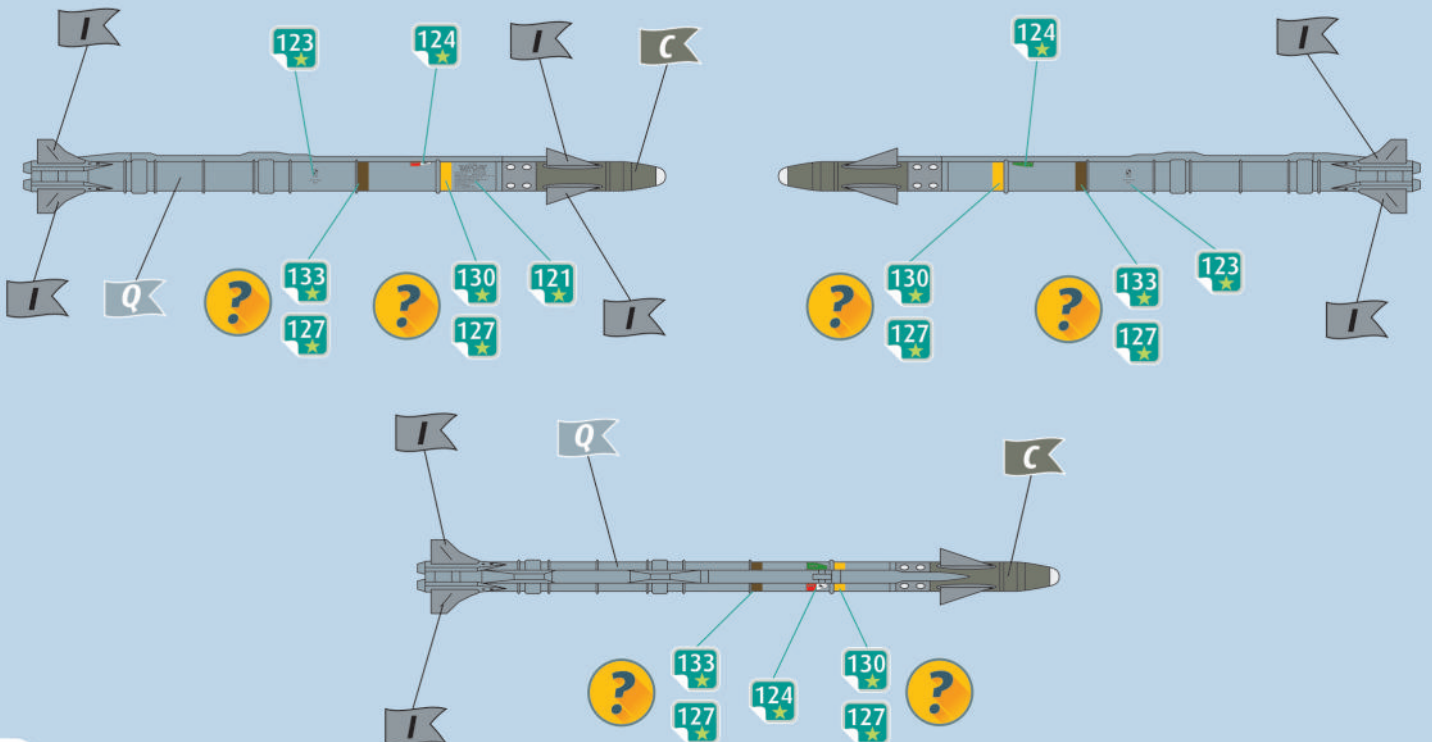
AIM-9M Sidewinder (training version)



AIM-9M Sidewinder



AIM-9X Sidewinder



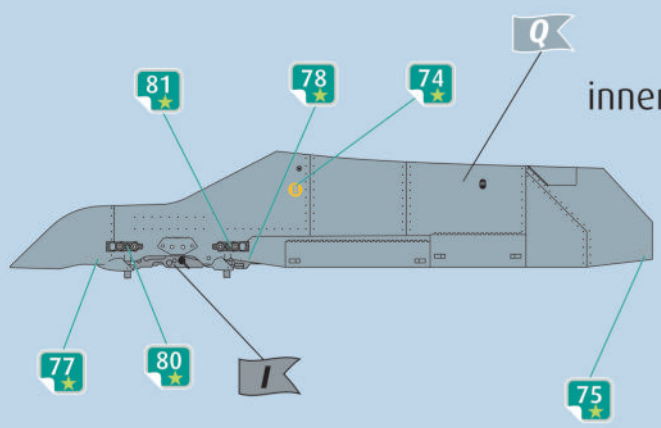
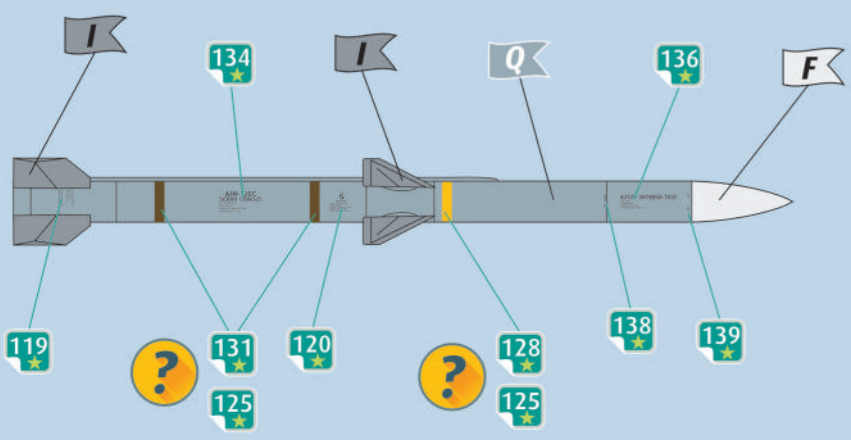
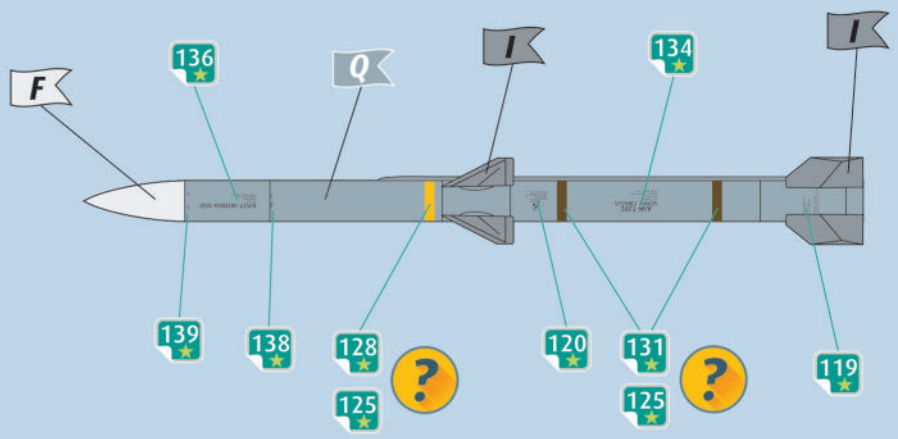
150a



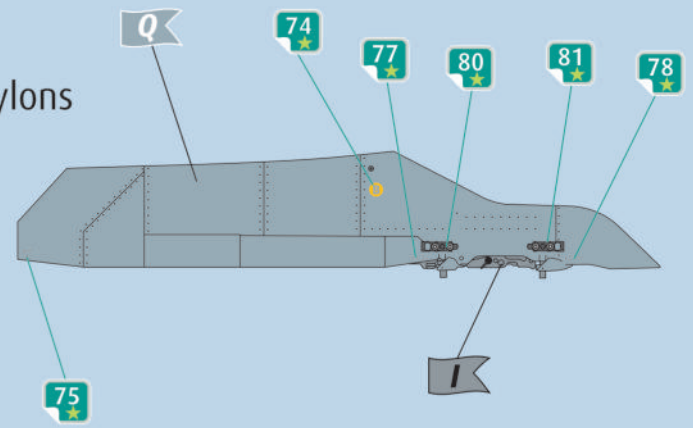
F/A-18E Super Hornet - Air to Air missiles and pylons

C F H I O P Q

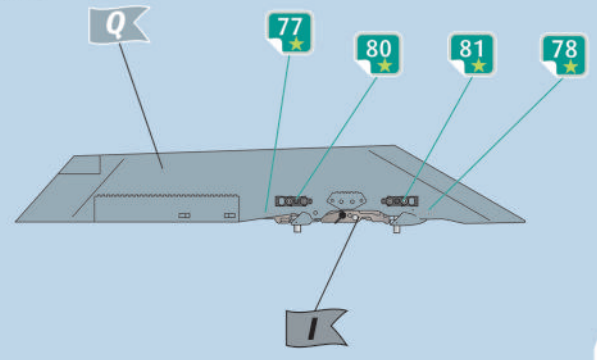
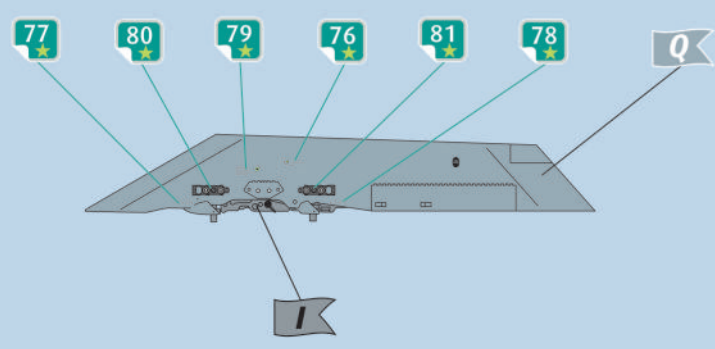
AIM-120C AMRAAM



inner pylons

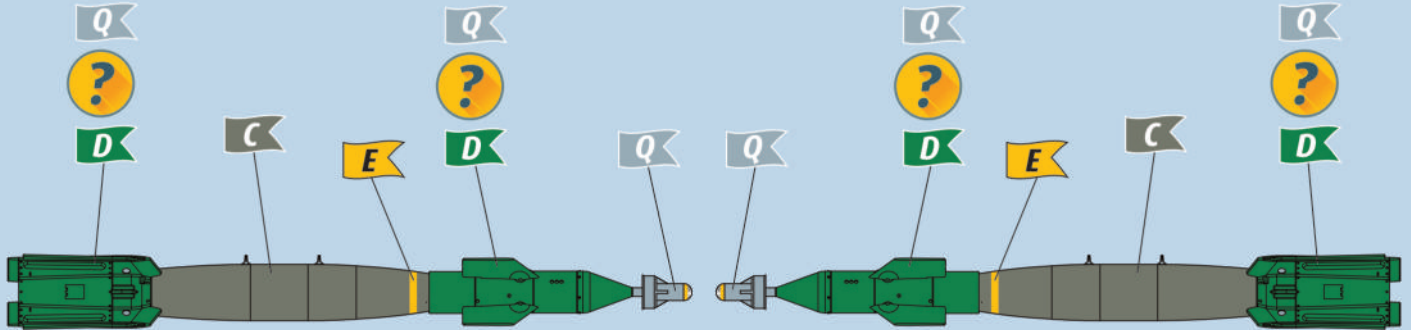


outer pylons

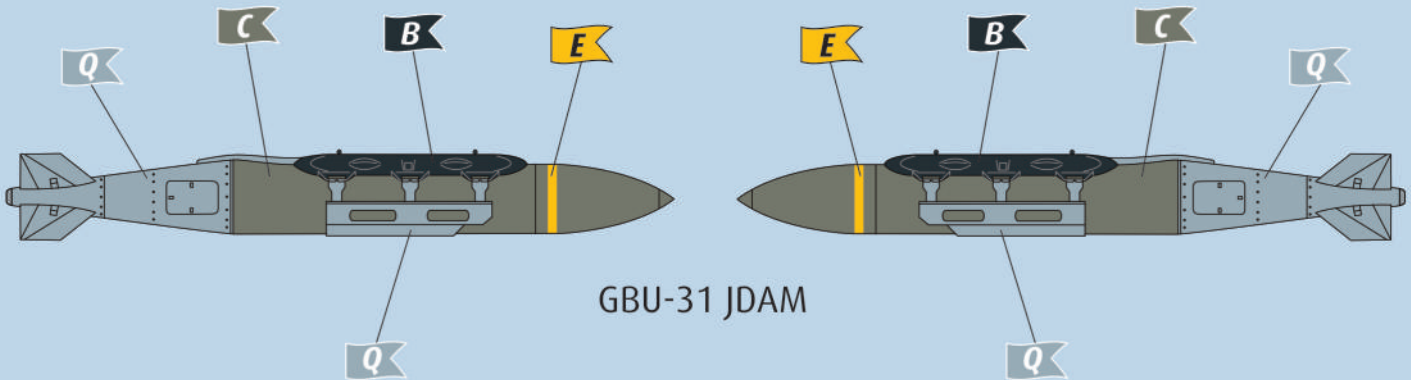




C D E Q



GBU-12 Paveway II



GBU-31 JDAM



GBU-38 JDAM